

Sustainability Report

2021

**We transform to
improve lives with
sustainable and
competitive energy**

Suratena Shelter
Risaralda



TGI
Grupo Energía Bogotá



Contents

**Gas Compressor
Station Miraflores**
Hato nuevo

Summary	5
About this Report	6
• About this Report	6
• Our Profile	9
Letter from the President	11
Materiality Analysis	15
1. Corporate Governance Model	21
• 1.1. Corporate Strategy	23
• 1.2. Sustainability Strategy	31
• 1.3. Corporate Governance	35
• 1.4. Ethics and Transparency	45
• 1.5 Strategic Partnerships and Regulatory Compliance	51
2. Sustainable and Competitive Portfolio	57
• 2.1 Financial Excellence	59
• 2.2 Operational Efficiency	63
• 2.3 Supply Chain Management	73
• 2.4 Quality Services / Customers Management	79
3. Innovation and Innovative Thinking	85
• 3.1 Innovation, Technological Development and Disruptive Business	87
4. Climate Management and Decarbonization	95
• 4.1 Climate Strategy and Decarbonization	97
•	
5. Environmental Management	109
• 5.1 Community Relations	111
• 5.2 Human Rights and Interculturality	121
• 5.3 Environmental Performance	131
6. Talent and Culture	135
• 6.1 Human Capital Management	137
• 6.2 Work Safety and Health Culture	153
7. Risk Management	163
• 7.1 Strategic and Emergent Risks	165
• 7.2 Business Continuity	171
• 7.3 Information Security	175
GRI Table	181
Annexes	207

Life first

Integrity

Corporate Governance and Regulations



Corporate Governance

- Corporate Strategy
- Sustainability Strategy
- Board of Directors and governing bodies



Strategic Relationship and Regulatory Management

- Stakeholders Management
- Tax approach
- Regulatory Management

Efficiency



Operational Efficiency

- Integrated Management System
- Maintenance Plan
- Infrastructure length

Expansion



Quality Services / Customer Management


- Sustainability Strategy
- Diversification of businesses and services
- Customer Management Team

Transformation



Innovation

- Innovation Management System
- Roadmaps for innovation
- Innovation culture and open innovation roadmaps



Climate Strategy

- Sustainability Strategy
- Sustainability Policy
- Decarbonization Roadmap
- Strategic partnerships

Change management



Relationship with communities

- Sustainability Strategy
- Social Investment
- Programs with community participation



Human capital management

- 462 Collaborators
- Attraction and retention strategies
- Training programs

PILLARS

INPUTS

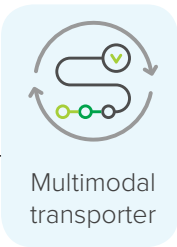
Teamwork with individual responsibility

Results focus

Empathy



- **33%** of women in the composition of the Board of Directors
- **5** of **7** members of the Board of Directors are Independent



- **0** Contributions to political parties



- Total volume transported – **480.4 MCF**
- Maintenance plan compliance **98.3%**
- Transport system continuity **99.97%**
- Gas transportation loss rate **0.505%**



- Service Quality – **7,7**

- **USD 317.73 MM** in total investment in R&D
- **3.79 FTE** in positions or roles in R&D USD
- **USD 3.53 MM** of expected impacts on EBITDA

- GHG emissions closed at **217,199.93-ton CO²**
- Emissions were offset for a total of **72,000-ton CO²-eq.**
- Energy consumption was **2,443,061.07 GJ.**

- We deliver to society COP **1,917,354,381** in 3 types of contribution.
- SROI **0.72%**

- **37,544** employee training hours
- **0** Discrimination or harassment incidents

56 %

Market share in gas transportation in Colombia
Economic Value Generated

\$1.481. 519.337.483

EBITDA Margin

78,2%

Net Profit

USD 100,4 MM



OUTCOMES



About this Report

102-52)
We can proudly say that we have published our annual report for the eleventh consecutive year under the standards of the Global Reporting Initiative (GRI). Thus, we standardize and make visible our management to stakeholders.

(102-50)

Following our commitment to transparency and accountability to our stakeholders, we present the Transportadora de Gas Internacional S.A.E.S.P. Sustainability Report. It includes relevant information, analysis of impacts, achievements, challenges, and financial, social, and environmental contributions. This report corresponds to the period between January 1 and December 31, 2021.

(102-32)

Our report has been formally reviewed and approved by the company's president, Mónica Contreras Esper, the Governance, Sustainability and Human Talent Committee, and the Board of Directors.

In this edition, we present the results of a new exhaustive materiality analysis for 2021. We seek to reflect those results in the structure defined in the different chapters of this document and the changes concerning previous reports.

(102-48)

(102-49)

In the event of modifying any indicator's formula or basis of calculation compared to data reported in previous reports, changes or peculiarities in the coverage or reach of those indicators, we have included in each section the corresponding explanation.

(102-45)

We followed the guidelines of the International Financial Reporting Standards (IFRS) to present the consolidated financial statements —audited by the external auditor KPMG. The information comes from documentary sources generated by the organization's different areas. Also, it is based on our management system processes that are subject to periodic internal and external audits during the year.





Operations center in Manizales
Collaborators team

Transportadora de Gas Internacional

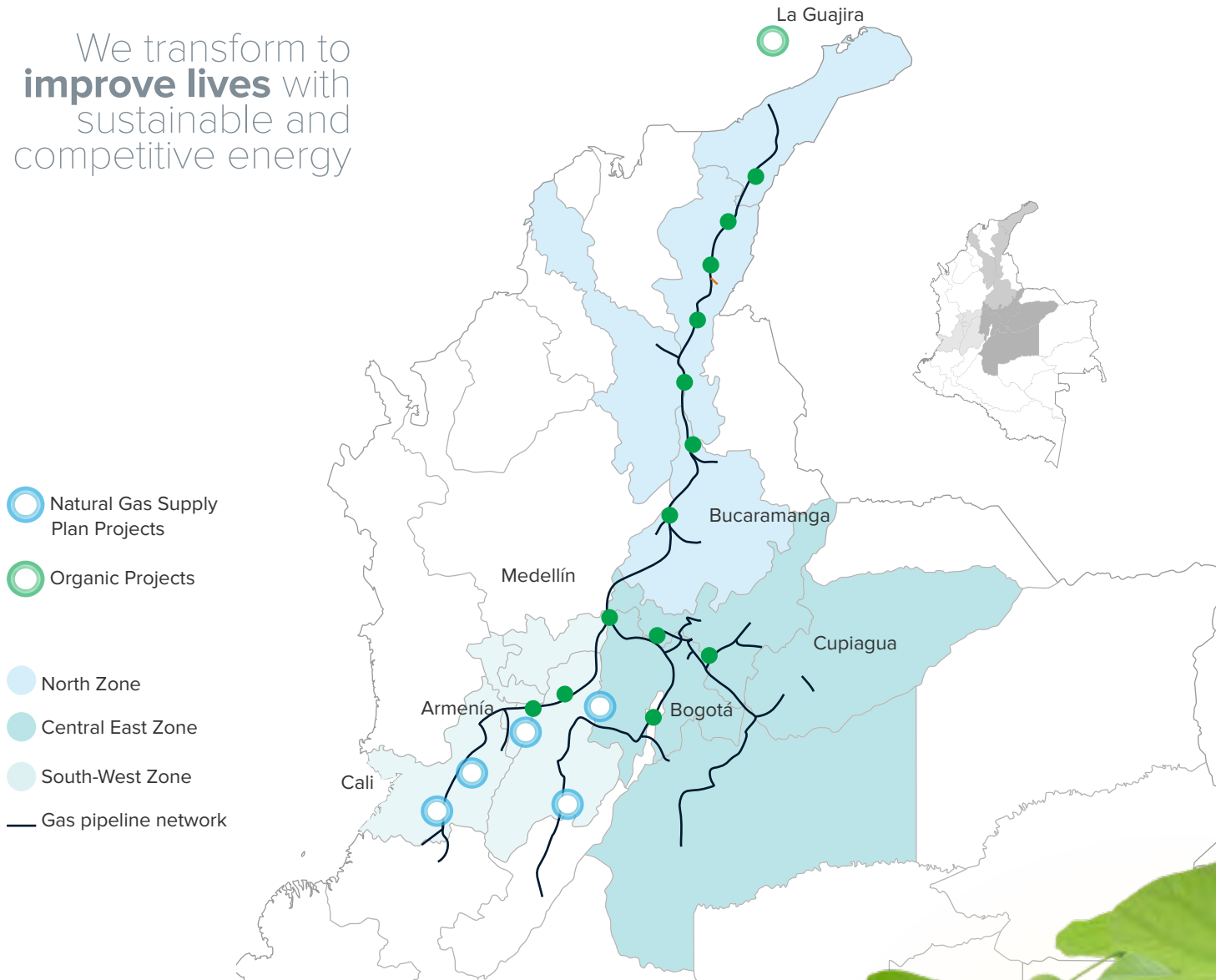
(102-4)
(102-6)

THIS IS TRANSPORTADORA DE GAS INTERNACIONAL (TGI), A LEADING ORGANIZATION IN THE TRANSPORTATION AND PROCESSING OF HYDROCARBONS (MIDSTREAM) IN COLOMBIA.

By 2027, we seek to be a multilatin company that will add value to all audiences of interest in the countries in which we are present. We are

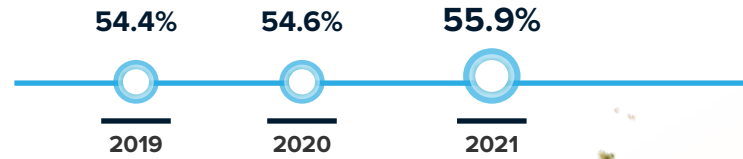
part of Grupo Energía Bogotá (GEB), and we reach 220 municipalities in Colombia, in 18 departments, transporting natural gas.

We transform to **improve lives** with sustainable and competitive energy




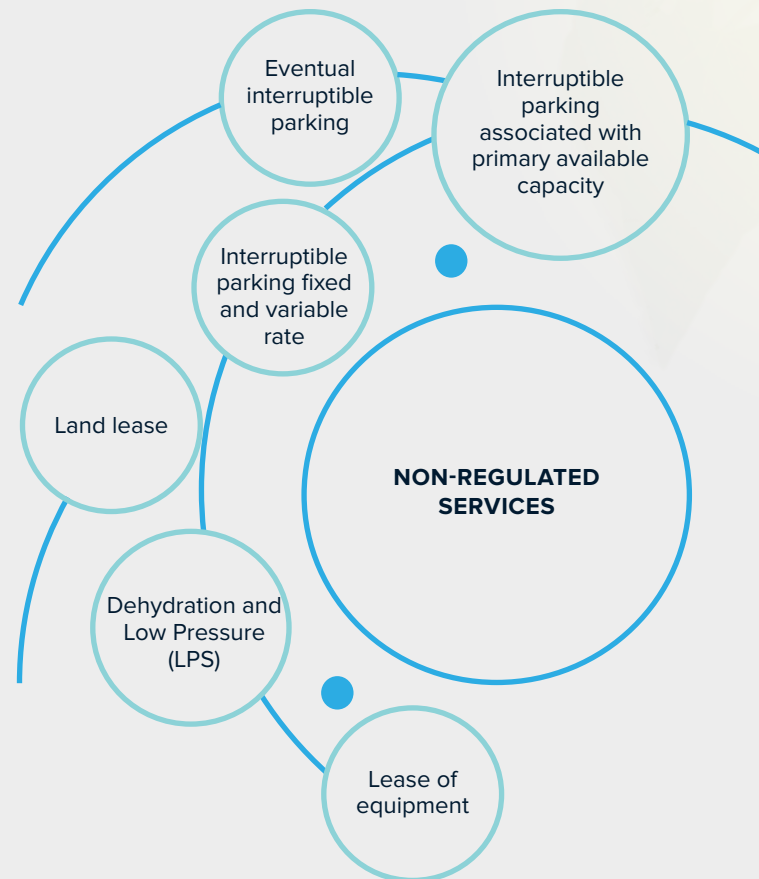
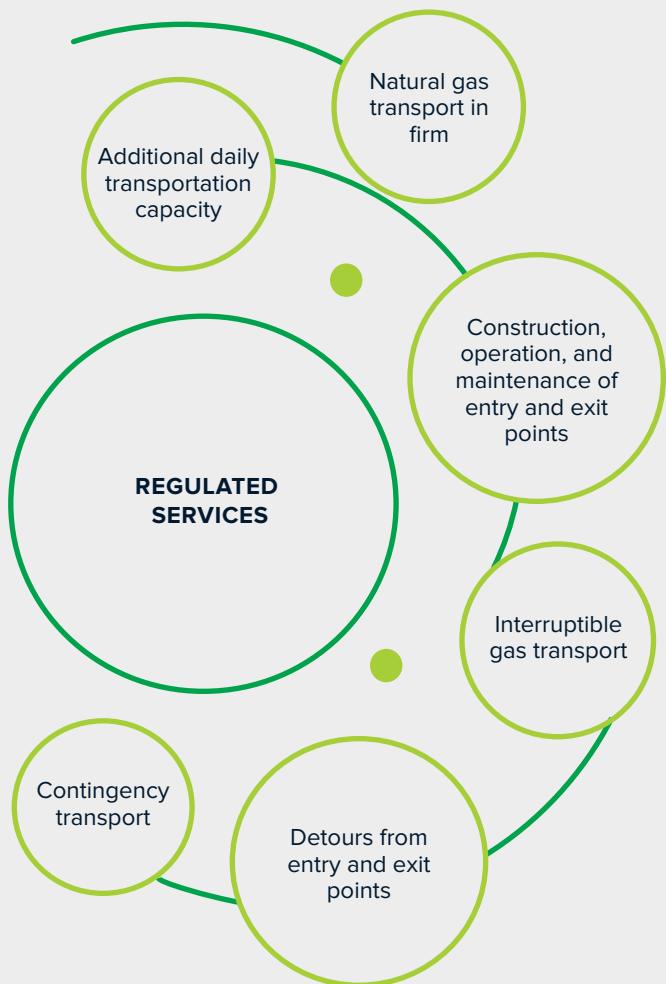
**(OWN) MARKET
SHARE**

In 2021 we increased to **55,9 %** in market share and thus maintained our relevance as the largest gas transporter in Colombia.



(102-2)
(102-6)

OUR SERVICES:





Letter from the President

As we were drawing up what would turn out to be our 2021 business strategy, the sole phrase that became our annual work plan's flagship rang in our heads: "Let's go for more!"

In the last few years, TGI faced a dire financial situation due to market dynamics, the location of natural gas supply centers, and their decline. Those previous circumstances resulted in the expiration of contracts for Ballena-Barrancabermeja in December 2020, causing a ~30% decline in contractual capacity, and ~20% in revenues.

In addition, challenges such as the COVID-19 pandemic meant a period of financial hardship for some economic sectors. 2021 was our first

year facing this slump, but we made sure to avoid affecting the quality of our public service delivery, guarantee its reliability, and keep on generating value for our shareholders.

In TGI we decided to meet the challenge, following our flagship of going for more. To achieve the best short-term results and a business transformation to respond to constant challenges and the new dynamics of the sector, we resorted to our TGI Strategy 2.0's five strategic pillars to compete in the market: efficiency, expansion, transformation, proactive regulatory management, and capacity and change readiness.

Although we knew that results would not surpass those of 2020,



our performance-based approach led us to receive revenues and EBITDA ~3 percentage points above estimated. Through active commercial management, we received additional revenues that reduced the impact of the hardships mentioned above.

Also, with a comprehensive OPEX control, optimum efficiencies that allow us to close with a greater EBITDA margin than in 2020 and a remarkable net profit of 100.4 million dollars were achieved.

These results show the need for a transformational change that ensures our sustainability. Thus, we decided to focus our efforts on strengthening the pillars that allowed us to reach such important achievements in 2021.

Efficiency. The first challenge was mobilizing the organization to look for efficiency initiatives. This task closed with a portfolio of initiatives of 28.6 million dollars, which we are currently working on from the different teams within the organization.

Expansion. In 2021, we were able to establish alliances and strategic agendas for the sector by using a different business approach under the exploration of new fields and regions with companies such as Ecopetrol, Shell, ExxonMobil, and Hocol.

Regulation. From a regulatory scope, in 2021, the National Government issued several resolutions with a direct impact on the business. TGI submitted its respective comments against them, pursuant to assuring a competitive scenario, and implemented the measures ordered by them. Among them, we secured a 60% recognition for those assets that reached the end of their legal useful life until 2021. This represents a 60-million-dollar revenue that will be recognized starting in June 2022. Likewise, through collaborative work, the preparation and analysis of information that allow us to celebrate the obtained results regarding resolutions CREG 099 and 231 of 2021 were carried out.

Transformation. We activate our innovation capability to seize initiatives that have a positive impact of higher EBITDA in the years 2022 onwards. Some of them focus on new products and services such as Micro LNG and hydrogen, and, in general, on the development of adjacent markets. We have also worked on the structuring and implementation of digitalization and analytics initiatives for the operation and maintenance of the infrastructure, developing abilities to find solutions in internal teams that result in a digital transformation and greater operational efficiency. It is important to highlight that this strategic line

will be developed jointly with GEB so as to bring forward proposals that promote our growth beyond that achieved in 2021.

Capacity and change management. Finally, this pillar, which entailed adopting a transformational leadership style, consolidating the required culture, and attracting top talent to our organization, allows us to count on the right team to deal with future adversity.

Now then, it is important to mention what 2022 holds for us from three focal points: first, we keep the alignment with GEB's strategy, guaranteeing business growth. Second, we have our own 2027 strategy through which we seek to form alliances with third parties that enhance us and help us to compete more actively and effectively. Third, the foregoing pillars are part of a sustainability strategy, being consistent with the UN Global Compact's principles, and making our contribution to achieving the Sustainable Development Goals (SDG).

In this way, we seek to enhance the transformation process that we lived in 2021 through the different dimensions that sustainability has: **social, business, and environmental.**

From a **social** perspective, it is worth noting that our commitment

to communities goes beyond, as it also encompasses attracting and retaining top talent inside TGI, and through our strategic allies such as customers and suppliers. We look forward to sharing our world-class team with GEB and its subsidiaries in the future when we finish building this change machine with trained people capable of facing great challenges.

Another achievement we wish to share, not only for the good results but also for the efforts made by the whole organization to achieve them, and the relevance it holds for TGI, is the accident frequency index, addressing our “Life First” value.

Within the **business** dimension, sustainability focuses on thinking about how we can benefit from our past to understand the panorama of gas towards the future, considering the purpose of decarbonizing the economy. It gives us peace of mind knowing that, as gas, our presence in the energy transition is fundamental and guaranteed at least until 2040.

Regarding the **environmental** dimension, we are proud to call to attention the 2021 result of our goal of reducing emissions, which we surpassed by 20 points, i.e.,

an 8% emission reduction with respect to the 2019 baseline.

Likewise, we reached second place in the industry worldwide in the Dow Jones Sustainability Index, entering S&P Global’s Sustainability Yearbook after increasing 10 points in the DJSI compared to the previous year and fulfilling more than 90% of the developed action plan.

As you will see, our task for this year must guarantee the sustainable implementation of everything we have achieved so far and continue building over it. It is a great challenge to keep going because it is not only about entering and holding on (to the DJSI and S&P Global) but also about continuing to generate positive impacts on the environment and society.

In this regard, our 2021 financial achievements, such as 28.6 million dollars in our Efficiency Portfolio, 5 million dollars in additional revenue to P&G, or savings of 10.9 million dollars in OPEX, must be strengthened by seizing other recurrent initiatives, and indeed augmented with new efficiencies, projects, businesses, or initiatives resulting from our groundbreaking innovation.



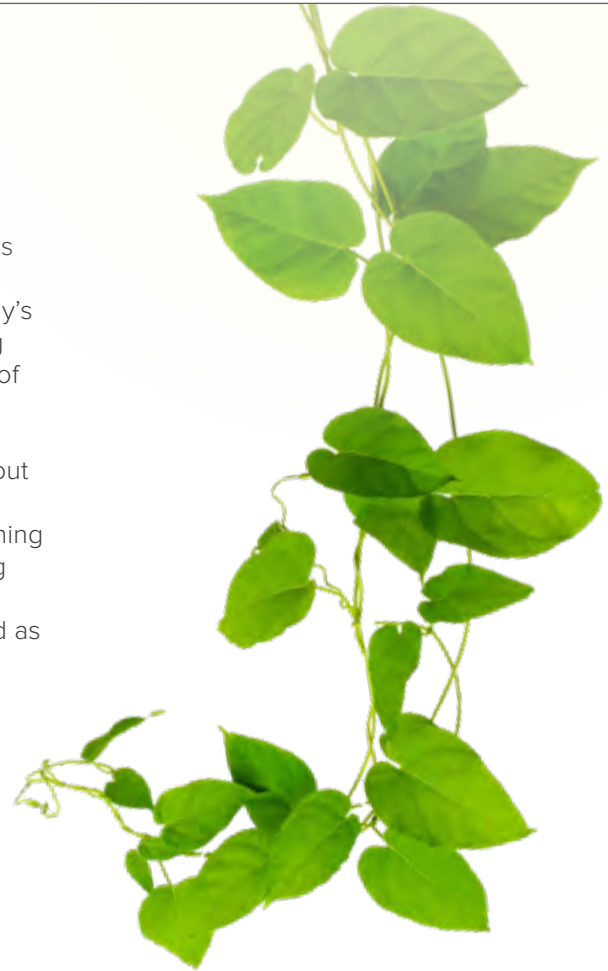
The foregoing must also be aligned with the cultural transformation process that began in 2021, in which we have already launched 128 initiatives: 6 sponsors, 6 pillar leaders, 63 initiative owners, and 68 collaborators in Command Teams. In addition to the Leadership Program, in which we have already done 80 executive coaching sessions for 19 company leaders, and 3 interventions with command teams; results that will increase in 2022. Thereby, TGI seeks to become a more multifunctional, less hierarchical organization with a much more collaborative framework.

In keeping with the cultural transformation and enhancement of our talent, we have developed the corporate-named Synergy (Shared Services Center) project, which is aimed at developing new core capabilities in the face of the new business support processes that are more robust and cross-cutting to the entire Group.

Lastly, I wish to underscore a point of great importance for our company: the addition of 30% of women on our Board of Directors. A milestone that allows us to not only have the best talents of 3 women leaders in the field but also the diversity and inclusion

component in our conversations and decision-making regarding strategic issues for the company's future. We will keep on working to ensure greater involvement of women on our Board.

In this way, when we speak about going for more, we understand that it is a relearning and retraining process, with a vision of staying up to date and finding our sustainability as a company and as an ESCO.



Mónica Contreras Esper
President of TGI

Materiality Analysis

FOLLOWING OUR PARENT COMPANY'S SUSTAINABILITY STRATEGY, WE HAVE UPDATED THE ANALYSIS OF MATERIAL TOPICS ENGAGING OUR STAKEHOLDERS IN THE PROCESS THIS YEAR. FOR TGI, THE MATERIAL TOPIC REVIEW IS AN EXERCISE THAT WE CARRY OUT PERIODICALLY, AS IT IS AN OPPORTUNITY TO IDENTIFY MANAGEMENT ENVIRONMENTAL, SOCIAL, AND GOVERNANCE (ESG) ISSUES.

This process provides us with instruments to understand how to adapt to changes in the environment, market dynamics, and stakeholder expectations. Likewise, it allows us to align our sustainability strategy with the sector's challenges, opportunities, and impacts.

In 2021, we developed the relations manual as part of our value proposition established

in the sustainability policy to understand and manage our environment.

Consequently, it helps us know the stakeholders' relevant issues and strengthen their relationship.

We rely on the Global Reporting Initiative (GRI) practices and the AA1000 Accountability standard for stakeholder relations for this exercise.



**Gas
compressor
station**
Curumaní
Collaborator

Stakeholder relations

Faithful to our corporate values, we found and strengthened relationships that allow us to create value for our several stakeholders and in the different territories in which we operate.

In our relations manual, we present stakeholders and how we relate to them. It includes risks, controls, and impacts to which they are exposed and how we manage them to develop our higher purpose of **improving lives with sustainable and competitive energy.**



Community
La Guajira



**¿HOW DO WE ENSURE A
GOOD RELATIONSHIP?**

Relationship axes



REPORT

Document the stakeholders with objective and balanced information. Deliver complete and precise information about who we are and what we do.



TRAIN

Build knowledge and strengthen the two-way teaching processes.



FEEDBACK

Create spaces for dialogue to feedback on the Company and stakeholders' management and improve continuously.



POSITION

Position the Company based on institutional presence in crucial moments and situations.

**RELATIONSHIP
MECHANISMS**

External digital channels

- Social networks
- Electronic newsletters
- TGI website
- Press releases
- Advertising

Internal digital channels

- Bulletin boards
- Newsletters
- Videos
- Intranet

Other

- Speeches, participation in forums and conferences
- Roadshows
- Media interviews

Meetings and committees

- Personal, telephone, or virtual interviews
- Brainstorming exercises

Training spaces

- Focus groups
- Seminars
- Workshops
- Conferences
- Forums
- Symposiums

Multi-Stakeholder Dialogue

(102-42)
(102-44)

Our materiality analysis

To establish our material topics, we execute an exhaustive process that involves trends review, documentation, and sectoral actors. Then, it allowed us to identify the most relevant issues for the sustainable management of TGI.

Identification of material topics



We analyzed reference frameworks like the Global Reporting Initiative (GRI) and the Dow Jones Sustainability Indexes. Additionally, we identified trends of leading companies in the sector and reviewed the company's strategic information. This exercise allowed us to obtain a general view of the material topics.

Through a workshop held with different areas of the company, we updated the list of our stakeholders, considering the organization's current context. In addition, we carried out a prioritization exercise having in mind attributes such as dependence and influence.

We had different dialogues with stakeholders, through which we identified the key issues and expectations that align efforts within sustainability.

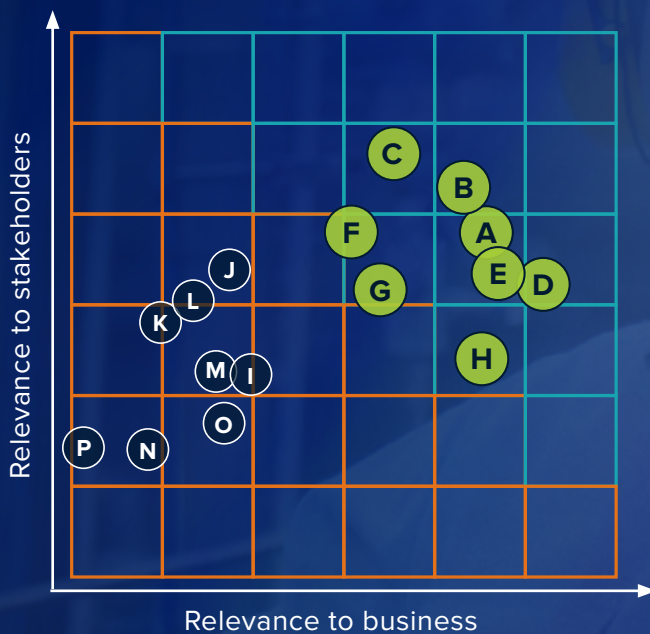
We execute a total of:

11 interviews
251 surveys
2 workshops

We reviewed the identified material topics and analyzed the process for each relevant issue for the business or the stakeholders. Then, we weighted the defined variables, prioritizing the material topics of interest.

The result was presented to the Sustainable Development Committee, which added some inputs for further analysis. Finally, the senior management and the Governance and Sustainability Committee of the Board of Directors validated the materiality.

**MATERIALITY
MATRIX**



Material topics

- A. Operational efficiency
- B. Strategic partnership and regulatory management
- C. Innovation
- D. Corporate governance
- E. Climate strategy
- F. Community relations
- G. Human capital management
- H. Quality services/customer management

Efficient management issues

- I. Environmental management and compliance
- J. Comprehensive risk management
- K. Ethics and compliance
- L. Supply Chain Management
- M. Transformation of territories
- N. Human rights
- O. Safety and health culture at work
- P. Biodiversity



01

Corporate Governance Model

Diversity: the key to transformation

Corporate Governance

TRANSFORMATION REQUIRES NEW IDEAS, DIFFERENT PERSPECTIVES, AND THE COURAGE TO EMBRACE CHANGE. INCLUDING DIVERSITY IN EVERY PROCESS AT TGI HAS ALLOWED US TO OBTAIN OUTSTANDING RESULTS, ESPECIALLY WHEN THE NEEDS OF THE SECTOR TO WHICH WE BELONG ARE FOCUSED ON THE REINVENTION OF OPERATIONS AND THE DEVELOPMENT OF NEW BUSINESSES.

The diversity in our organization is reflected in work teams from different backgrounds, professions, ages, experiences and knowledge, origins, beliefs, perspectives, and visions of the world that have enriched the definition of objectives and solutions for the business. Although our accomplishments so far have been a big step forward on our path to industry leadership, our ambition to be increasingly diverse and embrace different ideas keeps going:

From 2021 we decided that our Board of Directors must have, from now on, a minimum of three women within the team of seven members, established by bylaws. Tatyana Orozco, one of our three female members of the Board of Directors, supports this premise: "Diversity is more important than gender issues. We understand this concept from diverse ways of thinking or experiences. Gender is a great starting point, but the evolution of diversity policies covers broader aspects".

The involvement of Tatyana and her female colleagues on the Board has brought a comprehensive and balanced technical vision to the strategic discussions about the business. "The conversations in today's Board of Directors sessions are very different from the conversations before. In addition, the role of our president as a TGI leader is clear evidence of our progress. Gender fosters

diversity, but having different perspectives adds value to the organization," says Héctor José Fajardo, one of the members of the Board of Directors.

What makes us most proud is that the role of these three women in our highest governance body is not limited to their contributions to the business. In contrast, we know there is an added value when women find professional development opportunities inside a traditionally male-led sector.

"At TGI, we are making that contribution (...). We are an example for many other young women who approach professional life asking themselves whether being women will create difficulties for their professional development", José Fernando Montoya, another member of the Board of Directors, points out proudly.

Although the achievements in diversity issues have had a significant impact on our business, we are aware that the challenge continues for the sector and us. As Tatyana states: "The Board of Directors must discuss how we can, in the long term, integrate more people who contribute to diversity. This may involve nurturing talent in a sector where women have traditionally been neglected and continue to be a source of transforming stereotypes in industry-related higher education."

Corporate strategy

Our strategy

IN 2021 WE ADVANCED IN THE STRATEGY DEFINED BY THE COMPANY, IN A 2020-2027 HORIZON, IN WHICH THE TGI 2.0 BLUEPRINT IS DEFINED.

This advance has resulted in the consolidation of the organizational transformation process based on five strategic pillars, which have focused our capabilities to protect, maintain, and improve the sustainability of the company and the financial results for our shareholders.

This is how, faced with the challenges of the sector in the short term, we seek to be more efficient in our operations by reducing costs, improving competitiveness, and maximizing opportunities in the transport of gas, acting on supply

and demand. This is also supported by innovation to move towards digital transformation in the operation and development of new businesses.

The transformation in TGI has been the most relevant cohesive element to consolidate the organization culture. Our team of collaborators has been the enabler to fulfill our objectives, facing the changes in the national context, which challenge us to generate new opportunities for the business.

Five fundamental pillars that **frame our strategy** to go further



From GEB's Corporate Strategy, the guidelines of Operational Transformation and Growth emerge. Added to the TGI 2.0 strategy, they allow us to visualize our business to 2027 as a multimodal transporter and international gas player through technological innovation in our operations.

Scenarios Analysis

As part of the strategic management process we developed during 2021, we undertook, hand in hand with Centro Regional de Estudios de Energía (CREE), the construction and analysis of different energy scenarios. We validated through this process the strategy and considered, in the current context of the sector, new opportunities to focus efforts and capabilities.

The key conclusions of this assessment were:

1

Gas demand is robust and growing by 2035 in three scenarios: collapse, intermediate/back to the past, and transformational.

2

The decarbonization policy is the main force for change: it determines the space gas must dispute with coal, electricity, or hydrogen.

3

The competitiveness of electric transportation reduces space to fossil fuels, despite the fuel gas law.

4

The least elastic sector to decarbonization is the industry where natural gas still plays a relevant role, contrary to generation and transport.

5

In the collapse scenario, where gas consumption is the most restricted, the amount of hydrogen required in 2050 is equal to the amount of gas consumed today.

6

In all three scenarios, blue hydrogen appears as a transit to green hydrogen, which opens business opportunities for TGI.

7

All three variables have regulatory and innovation components that should motivate special efforts to work on within the organization.

Similarly, the technological development paths and the availability of reserves are the main determinants of the evolution of future business opportunities, as follows:



RESIDENTIAL:

In the intermediate and transformational scenarios, the residential market grows steadily. In the collapse scenario, it falls from 2040 due to the restriction that leads to replace stoves and heaters.

INDUSTRY:

This market remains at the maximum possible and falls only in 2045 in the collapse scenario. Growth is not so strong in the intermediate scenario. Coal can enter the market without major restrictions and reduce space.

GENERATION:

Participation is conditioned by restrictions and costs. It grows in the intermediate scenario, whereas it remains stable in the transformational scenario. Due to the positioning of hydrogen or batteries available for backup, it decreases to zero in 2030 in the collapse scenario.

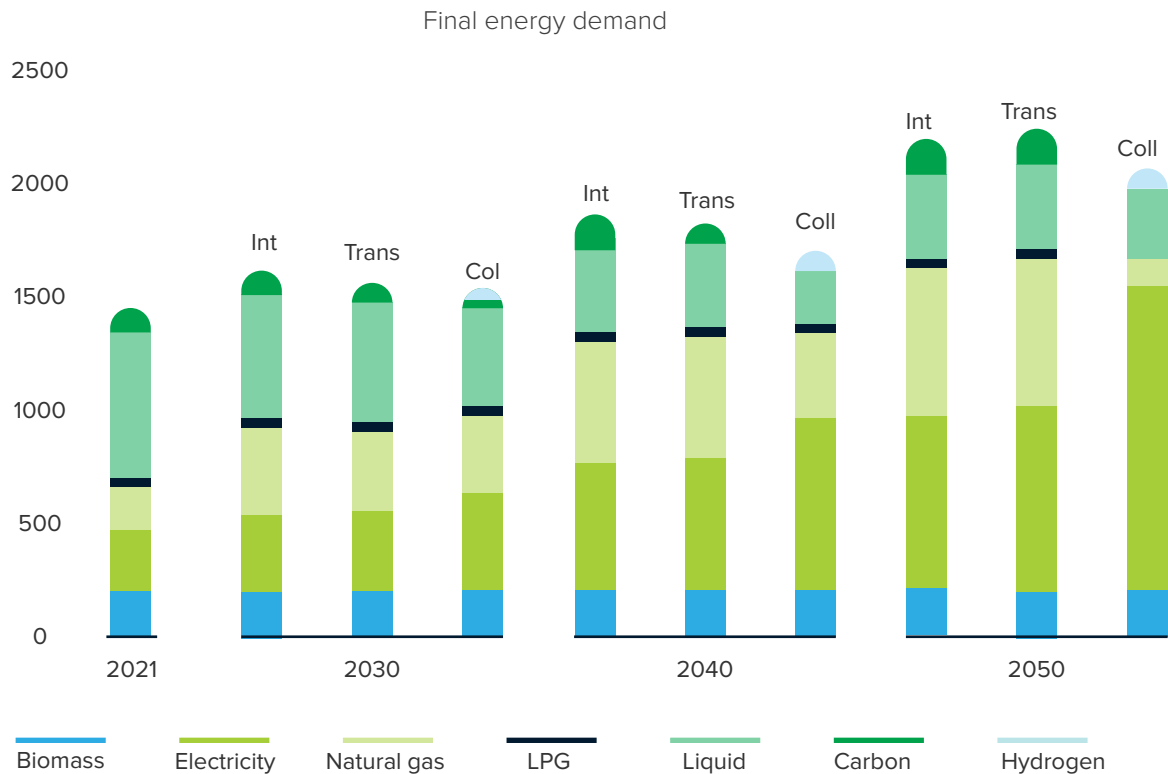
TRANSPORTATION:

It increases until 2035 (at least), and then a significant fall is projected depending on the restriction and evolution of costs.

Based on the results of this analysis and the understanding of the variables in each of the scenarios, **we advance on the path of identifying enablers and defining actions to face the opportunities and challenges brought by the scenarios.** This is how we can move towards new growth avenues for the business in the short, medium, and long term.



In all scenarios, gas grows at least twice as much by 2040. Gas has a future!



TGI 2.0 Milestones in 2021

In 2021, the results in operational efficiency were outstanding. We were able to structure USD 20 MM efficiencies in OPEX (USD 11 MM recurring), and a portfolio with more than 80 efficiency initiatives and 7 optimization initiatives. We incorporate Lean methodologies in operation, maintenance, and construction. Likewise, we generated higher revenues than projected by USD 13.6 MM and increased 12.6 MMSCFD demand.

Regarding our regulation pillar, we managed to mitigate impacts

instead of WACC for the recognition of investments. We achieved the assurance in the government's 2022 regulatory agenda of relevant issues for the business such as vertical integration and Micro LNG regulations.

In terms of innovation, we consolidated more than 15 **digitalization and innovation initiatives** to increase EBITDA from 2023+ by +USD 5 MM. Similarly, we define five energy transition initiatives: **Solar Panels, Gas Compressor Stations, Cogua Operational Center**

Self-Generation, Hydrogen Transportation and Storage, Hydrogen - Natural Gas Mixture and Biogas Transport.

As for the goals we set, we closed the year surpassing the budget results by 15 pp. These results configure us as a more agile and prepared company for the challenges of the future.



Our future challenges

One of the main risks that we identified in TGI in the short term is the limitation in the gas reserves decreed to eight years in Colombia, and those associated with regulatory changes for the gas transport business. This requires us to take the lead in transforming challenges into new opportunities, not only for the organization but for the dynamization of the sector.

Our strategic proposal will continue to be a Business Transformation Process. In the short term this consolidate us as an efficient company, which maximizes its

opportunities in supply and demand and is ready to compete for other Midstream businesses.

THIS IS WHY IN 2022 WE ARE GOING FOR MORE TRANSFORMATION

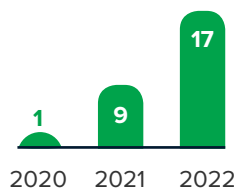
We are focused in continuing protecting the margins of the present business by consolidating efficiencies, mainly in the operation, maintenance, and the maturation of New Midstream Businesses. This is why, from the strategic pillars, we prioritize scopes of work such as:



1 EFFICIENCY PILLAR:

- To achieve the implementation of a portfolio of sustainable and recurring efficiencies.
- To implement with GEB a Shared Services Center (Synergy) that will assume the best practices in the support processes.
- To ensure an efficient financial structure by setting indebtedness in Colombian pesos

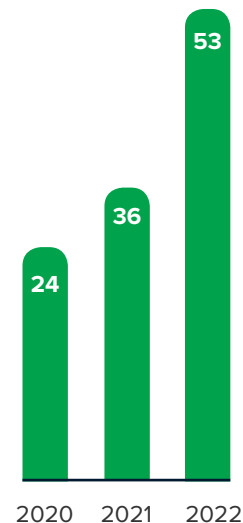
Initiatives Implemented efficiencies USDmm



2 EXPANSION PILLAR:

- To achieve higher revenues by up to USD 13 mm.
- To ensure progress in the development of initiatives and definition of commercial products that encourage the development of demand.
- To mature necessary connections from new relevant fields and offer operation and maintenance services.
- To move forward with a first business case of Micro LNG in Jobo and continue with the maturation of the gas plant Autoregeneración Centro de Regasificación del Caribe.

Initiatives Implemented efficiencies USDmm





TRANSFORMATION PILLAR

- To develop three use cases in digitalization in the operation: predictive maintenance compressors, lines and operational rounds, and historization.

- To allocate more than 1% of income in R&D&I investment for future businesses in energy transition such as research and alliances for hydrogen and biogas technologies, as well as in financing lines and investment funds for production, transport, and mixing of hydrogen and CCUS projects (Carbon Capture, Utilization, and Storage)

Transformation Pilots

2 - 5mm

It is important to mention that this scope of work will be supported by the regulation pillar from which it has been prioritized the performance of actions to maintain the best regulatory conditions for the current business.

These priorities will allow solid financial results to be achieved for the business in 2022, as demonstrated in 2021.



CHANGE AND CAPACITY PILLAR

- To consolidate the Cultural Transformation and Strengthening of Leadership Style strategy.

- To enable company teams in the needed capabilities for transformation.

- To be a referent in diversity and inclusion.

Cultural growth Adhocracy

+1 and + 1,50 points

Average leaderships competencies

4,5

Guidance

Abitda

311.335

Cash

160-180mm

Capex

40-55mm

Gross Leverage

3,6x



Community La Guajira

Sustainability Strategy

Improving lives through sustainable and competitive energy, a shared purpose



Sustainability Policy and Model

2019

Being part of Grupo Energía Bogotá, we share its sustainability view. We believe in our ability to balance the value generation for our shareholders, the communities and employees' well-being, and the environmental impact reduction through understanding and managing our environment, innovation, and ability to transform operations.



Sustainability Strategy

2021

The Group's Sustainability Policy was adopted and updated in 2019. The Sustainability Model complements this policy to guide our management and define clear commitments. The purpose is to advance business operations with excellence and value generation and respect human rights, the Sustainable Development Goals, and our stakeholders' trust.

In the first half of 2021, we developed and implemented as a group our Sustainability Strategy, which compiles, complements, and develops the Sustainability Policy and Model's general guidelines.

For TGI, this strategy guides the decisions and actions of our employees, contractors, and suppliers. Additionally, it allows us to contribute to the higher purpose and accomplish the commitments established in the Sustainability Policy.

“To ensure the sustainable growth of GEB by creating conditions of well-being and prosperity for the territories. Also, to ensure transparent and fair relations with stakeholders, contributing to the transition towards energy-efficient and low carbon economies”.

- Sustainability Strategy's main objective

OUR SUSTAINABILITY STRATEGY

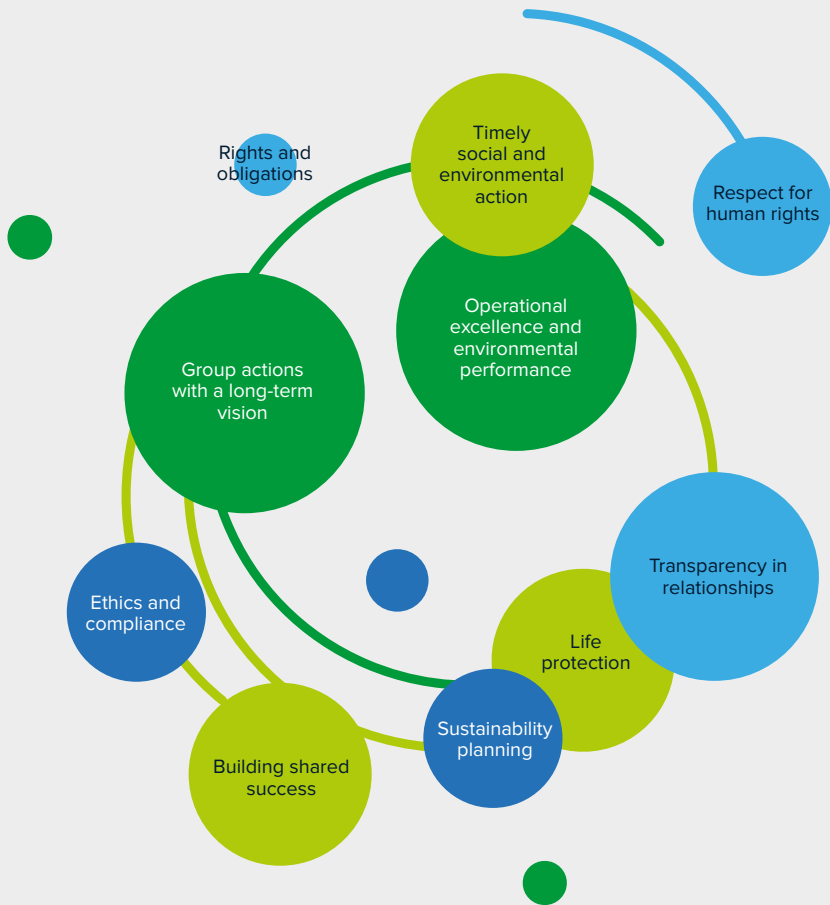
A shared purpose

Our Sustainability Strategy is based on ten principles and action criteria that should guide the decisions and behavior of GEB employees, subsidiaries, and contractors. Also, it is based on seven tactical guidelines that indicate how to achieve this strategy's objectives by implementing the Group's actions in terms of sustainability.

The elements that form the strategy are aligned with the Group's higher purpose, vision, mission, values, environmental, social, and governance challenges. Also, with the relevant material topics and our stakeholders' needs and expectations.



-  Corporate governance
-  Financial affairs
-  Financial incentives
-  Innovation
-  Environmental performance
-  Social performance
-  Communications



THE STRATEGY'S ALIGNMENT WITH THE SDGS AND MATERIAL TOPICS



Our Sustainability Strategy's action principles are aligned with the Sustainable Development Goals prioritized by the Group. Therefore, the achievement of our goals in terms of sustainability contributes to the progress of the SDGs.

However, we also contribute to some other goals through our operation and commitments to sustainability at TGI. Likewise, we seek to integrate sustainable management by including these principles in our materiality exercise.



CLIMATE STRATEGY

- Timely social and environmental action
- Group actions with a long-term vision
- Sustainability planning
- Operational excellence and environmental performance

- 7.2, 7.3
- 9.4
- 12.2, 12.4
- 13.1
- 15.2



OPERATIONAL EFFICIENCY

- Group actions with a long-term vision
- Operational excellence and environmental performance

- 7.3
- 8.1, 8.2, 8.4
- 9.4
- 15.1, 15.3, 15.4, 15.5 y 15.b



CORPORATE GOVERNANCE

- Group actions with a long-term vision
- Respect for human rights
- Transparency in relationships
- Ethics and compliance

- 16.5



HUMAN CAPITAL MANAGEMENT

- Respect for human rights
- Ethics and compliance

- 5.1, 5.5
- 8.2, 8.5, 8.8
- 16.7

The strategy's execution was one of the most significant challenges in our 2021 Corporate Strategy Map. We were aware of the importance of building an organizational culture that integrates the processes of planning, implementing, and evaluating the environmental, social, and governance (ESG) aspects. Therefore, during this year, we focused our efforts on communication, identifying the most relevant issues for our stakeholders, and defining action

plans. This allow us to transform ourselves within the sustainability framework effectively.

Under those circumstances, we created and developed 141 action plans for the gap closures in 2021. Those gaps were identified in the report and consultation. We also carried out the corporate process and strategy management, according to the results identified in the DJSI evaluation carried out in 2019.

Thanks to all those efforts, we obtained our highest score in S&P Global's Corporate Sustainability Assessment within the Oil & Gas Storage & Transportation sector in 2021. In addition, we were included in the S&P Global 22 Sustainability Yearbook, positioning us as the second company in the world in this category and the first in America.

OUR MATERIAL TOPICS:

- Our sustainability principles
- Impacted SDG goals

* The GEB does not prioritize goal 10.1; however, we contribute to this goal from our operation in TGI.



**S&P
GLOBAL'S
SILVER
CLASS**



INNOVATION

- Operational excellence and environmental performance
- Sustainability planning
- Timely social and environmental action
- Group actions with a long-term vision

- 7.2, 7.3
- 9.4, 9.5
- 12.2, 12.4
- 13.1



**REGULATORY MANAGEMENT AND STRATEGIC RELATIONS
TRANSPARENCY**

- Transparency in relationships
- Group actions with a long-term vision
- Rights and obligations
- Ethics and compliance

- 16.5



COMMUNITY RELATIONS

- Timely social and environmental action
- Rights and obligations
- Transparency in relationships
- Building shared success

- 9.1, 9.4
- 11.2



**QUALITY SERVICES/CUSTOMER
RELATIONSHIP MANAGEMENT**

- Operational excellence and environmental performance
- Transparency in relationships

- 8.2

Corporate governance

VALUES

- Integrity

IMPACT LIMITS

- Credit rating agencies
- Customers
- Employees
- Financial institutions
- Nation
- Subsidiaries
- Labor unions and associations
- Investors and analysts
- Board of Directors/ Senior Management
- Media and opinion leaders
- Partners

PRIORITIZED SDGS



16.6

(103-1)

WE ARE ALWAYS SEEKING TO IMPROVE LIVES WITH SUSTAINABLE ENERGY -WE SHARE THIS PURPOSE WITH GRUPO ENERGÍA BOGOTÁ- WE TRANSFORMED OURSELVES DURING 2021.

For this reason, the organization must adapt to face the sector's challenges and adopt change management supported by corporate governance to articulate the company's processes in this context.

We understand corporate governance as the fundamental basis of our strategy's fulfillment. It becomes the decision-making process increasingly informed, conscious, and ethical. Likewise, it provides guidelines for sharing information about our management with communities, investors, collaborators, and other stakeholders. The purpose is to strengthen a relationship based on trust, quality, traceability, and transparency.

(103-2)

Being part of the GEB allows us to have high standards of corporate governance, have joint effort derived from the Group's participation in the entire energy value chain, and strengthen our knowledge and experience, generating value in our actions.

Correspondingly, we recognize and adopt a respectful and egalitarian treatment of all our shareholders through corporate resources, such as regulations, codes, and guidelines.

Our corporate governance management follows the good practices of the Financial Superintendence of Colombia and the principles of the Organization for Economic Cooperation and Development (OECD) and the Development Bank of Latin America

(CAF) to guarantee transparency and equity in our processes' integrity. The implementation of this model implies a cultural change and a continuous transformation within the TGI work teams under the leadership of the Legal and Supply VP and the Corporate Affairs Directorate.

As part of TGI's Integrated Management System to ensure an efficient process, corporate governance actions are analyzed, evaluated, and monitored in detail by implementing mechanisms such as:



Grupo Eergía Bogotá internal audits.



Internal control system.



Board of Directors' self-assessment.




Biannual evaluation of compliance with the corporate governance standards adopted by TGI before the Corporate Governance.



Female leadership

COMPOSITION OF THE HIGHEST GOVERNING ENTITY AND ITS COMMITTEES

(102-18)
(102-22)



Our Board of Directors

The Board of Directors is our highest governance entity. Its primary role is to establish the guidelines, direct the Senior Management to the business strategy and operation, name the president, supervise its performance, and ensure the effective implementation of the governance, control, and financial reporting systems. All of that is under the legal, statutory, and business group provisions.

(102-22)

OUR BOARD OF DIRECTORS IS FORMED AS FOLLOWS:



ÁLVARO VILLASANTE

Non-Independent contractor (Board of Directors' chairman)
Business Management VP,
Grupo Energía Bogotá



ANA FERNANDA MAIGUASHCA

Independent contractor,
Member of the Central Bank of Colombia's Board of Directors



MARIO MARTIN MEJIA

Non-Independent contractor, Finance and Supply Quality Director



MÓNICA CHENG

Independent contractor,
Consultant



HÉCTOR JOSÉ FAJARDO

Independent contractor,
Consultant



TATYANA OROZCO

Independent contractor,
Chairwoman, Arena del Río



JOSE FERNANDO MONTOYA

Independent contractor,
the Leadership and Management Center
External Director

(102-23)

Our Board of Directors' chairman is Álvaro Villasante Losada, who is currently linked to Grupo Energía Bogotá as Business Management and Innovation VP, but is not a TGI's executive.



TGI's Chairmanship Committee

As TGI's chairwoman, we are proud to have a woman in this executive position, especially in a sector that has been led by men traditionally. In addition, in 2021, it was determined that the highest governance entity must be formed of at least 3 women.

(OWN) DIVERSITY IN GOVERNING BODIES

●
3 women on the Board of Directors.

●
The average age of the Board of Directors members is

50 years old.

●
The Board of Directors has

7 members, of which

5 are independent contractors.

●
The average seniority of the Board of Directors members is
2,6 years.

●
The members' attendance at the Board of Directors is
99,4 %.

Our committees

(102-18)

AUDIT AND RISK

It is responsible for verifying conjointly with the company's control entities and the Tax Reviewer that the administration complies with the accounting procedures according to the current regulatory framework. Also, the analysis of the Tax Reviewer's recommendations concerning the financial statements and the Control Architecture's review. Likewise, it monitors and evaluates the company's Internal Control System, including risk analysis, to recommend and issue a report to the Board of Directors. It also accomplishes the other functions according to the Law, the bylaws, and these regulations.



FINANCE AND INVESTMENT

It is responsible for monitoring the company's financial management, analyzing opportunities for new businesses, and carrying out the redefinition of existing investments. Its objective is to make specialized recommendations to the Board of Directors on these matters.



OPERATIONAL

Responsible for planning, monitoring, and analyzing all issues related to TGI's operational aspects. TGI's operations topics are regulation and energy policy, commercial issues, Project management for the construction of new infrastructure, and the operation and maintenance of existing infrastructure.



CORPORATE GOVERNANCE, SUSTAINABILITY, AND HUMAN RESOURCES:

It is responsible for proposing and monitoring compliance with corporate governance measures and the sustainability approach adopted in the company. This committee also ensures that TGI's talent management is framed within corporate policies. Likewise, the compensation system allows the company to have the staff it requires to meet its strategic objectives. The purpose is to implement the best organizational development practices and create value for the company and its shareholders.



Proposal: The committees, as advisory entities, have created value for the Board of Directors, giving a higher level of reasoning and completeness to decision-making.

Our governance structure has several vice-presidencies responsible for defining strategic guidelines for managing financial, social, and environmental affairs in TGI. In 2021, the Vice-Presidencies for Transformation, Human Resources, and Government Affairs and Sustainable Development was created. Likewise, the Legal Vice-Presidency was restructured to provide further relevance to these situations. It allows us to be

a sustainable company that seeks excellence in financial, social, and environmental management. In addition, one of our priorities is to improve the company's positioning through the management of government affairs and relations with different stakeholders. So, the objective is to generate alliances and obtain results complying with the guidelines and regulations applicable to our business.



Community La Guajira

(102-20)

Executive-level positions with responsibility for financial, environmental, and social issues:



Our most significant achievements in 2021

We established the minimum standard of three women on the Board of Directors through a bylaws reform.

1

As a result of the Board of Directors and its committees' self-evaluation conducted in 2020, we identified improvement opportunities that led to the Board of Directors' approval of the reconfiguration and new structure, objectives, functions, and members of the advisor committees in 2021 during the 202 sessions (April 28th). As a result, the Corporate Governance, Sustainability, and Human Resources Committee were created due to the union of the Corporate Governance Committee and the Compensation Committee. In addition, this new committee assumed the sustainability functions of the Operational and Sustainability Committee.

2

The Board's members that needed to work as independent contractors made the required statement. Currently, five of the seven members of the Board are independent contractors.

3

The Board of Directors approved the human rights policy.

4

We update the corporate governance resources: Bylaws, Corporate Governance Code, Regulations of the Shareholders' Meeting, Regulations of the Board of Directors, Regulations of the Corporate Governance Committee, Sustainability and Human Resources, and Regulations of the Operational Committee.

5

We strengthened the organizational culture on corporate governance and institutional framework.

Gas
Compressor
Station
Padua



Suratena Shelter
Risaralda

Our challenges in 2022



In 2021, we had the challenge of strengthening the COVID-19 measures, holding virtually the General Shareholders' Meeting sessions, the Board of Directors, and the committees safely and smoothly.



We identified aspects that confused after clarifying doubts and unifying criteria during the training development. We took best practices in corporate governance as a reference.



The specific committees -as advisory entities- have created value for the Board of Directors through support dynamic and counsel. Also, thanks to the work session intensity and frequency, debates have been in-depth and with a greater level of reasoning and completeness to decision-making.



We continue disseminating corporate governance culture within the organization through a training program aimed specifically at the secretaries of the administration committees and the primary committees.

Our goals in 2022

1

To continue strengthening the organizational culture about corporate governance, focusing on disseminating knowledge about the implementation of corporate policies and the functions performed by the administration committees among TGI's collaborators.

2

To create an internal culture that knows and values corporate governance as a day-to-day experience that influences decision-making and the value creation for our business.

3

To review and update TGI's corporate governance resources.

4

To verify how corporate governance guidelines are applied in support areas to ensure it is a priority for primary teams and other collective and monitoring committees.

5

To create an internal culture that knows and values corporate governance as a day-to-day experience that influences decision-making and the value creation for our business.

6

To continue promoting our culture of digital transformation, strengthening security, and providing greater confidentiality, transparency, and control of information shared with the Board of Directors.

**Suratena
Shelter**
Risarlada

Ethics and Transparency

VALUES

- Life is first
- Integrity
- Teamwork with individual responsibility
- Focus on results
- Empathy

IMPACT LIMITS

- Collaborators
- Customers
- Board of Directors
- Governmental and Control entities
- Communities and territorial actors
- Contractors and suppliers
- Strategic partners and allies
- End-consumers
- Media and opinion leaders

PRIORITIZED SDGS



6.3, 6.4, 6.6



12.2, 12.4, 12.5



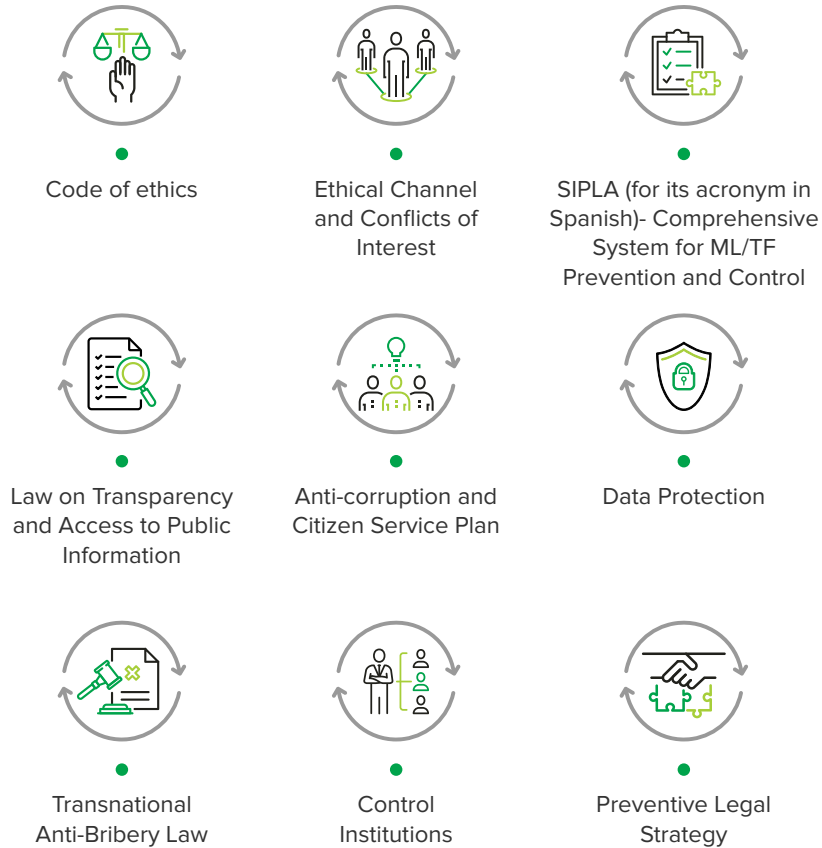
15.1, 15.5

AT TRANSPORTADORA DE GAS INTERNACIONAL S.A. ESP, WE HAVE AN ACTION MODEL CONSISTING OF BEST PRACTICES AND ETHICAL AND TRANSPARENT BEHAVIOR GUIDELINES. THIS MODEL IS PRESENT IN ALL THE ORGANIZATION'S ACTIVITIES, PRODUCING TRUST IN THE RELATIONSHIP WITH THE STAKEHOLDERS.

For TGI, acting within a transparency and integrity framework according to corporate values supports compliance with our corporate strategy. Also, it allows us to accomplish commitments with our stakeholders.

In this way, **TGI is committed to “zero tolerance” against fraud. Money laundering, terrorist financing, corruption, and bribery.** Following our Policy on Internal control and Fraud and Corruption Prevention. Likewise, we constantly promote a transparency culture that integrates the different risk management systems through the Ethics and Compliance Program.

Ethics and Compliance Program content:



Similarly, we have the Code of Ethics at TGI. It establishes and develops the behavior principles and the organization's action guidelines within the relationships with its managers, collaborators, customers, suppliers, and stakeholders. Such Code also regulates the actions in the markets where our businesses are developed.

The Compliance Department looks out for the Ethics and Compliance Program's proper implementation to ensure compliance with the ethical and transparency model. Likewise, it reports to the Board of Directors' Audit and Risk Committee. In addition, it reports to the Legal and Supply VP regarding administrative management.

Our corporate values

(102-16)

In 2021, our parent company updated the corporate values that guide its actions and subsidiaries' actions. It also established shared principles for ethical and transparent actions. These values were disseminated throughout the organization by the different media. Their adoption was reinforced in the workshop "More than values, a lifestyle" aimed at all TGI collaborators.



Empathy

This value teaches us the importance of respecting people's points of view without discrimination and biases against beliefs, race, thoughts, and other factors. The purpose is to improve our humanity daily.



Life is first

It is the most important value because it teaches us to care for ourselves and our people. Thus, it ensures that everyone gets home safe and sound at the end of the day.



Integridad

It teaches us to work ethically, honestly, responsibly, and transparently, remembering that even if no one is seeing us, we must always act correctly.



Teamwork with individual responsibility

It invites us to work collaboratively, communicate constantly, and build trust. Moreover, it reminds us that we all have a specific mission that produces extraordinary results together with the others' mission.



Focus on results

It reminds us to work focused on achieving the expected results. Consequently, making our company a sustainable organization over time that complies with society.



Our most significant achievements in 2021

(102-17)

In TGI, we have an Ethics Channel, where our collaborators, managers, suppliers, customers, and other stakeholders can report situations that may qualify as alleged fraud, corruption events, or unethical behavior. Its purpose is to manage or conduct business transparently and sustainably. Likewise, stakeholders can formulate consultations through this channel to resolve ethical

problems, guaranteeing that the channel is confidential because an independent third party manages it.

(205-3)

(206-1)

In 2021, there was no register of corruption cases (0), nor were legal actions related to unfair competition, monopolistic practices, and against the free competition.

(205-1)

100%

MEMBERS OF THE GOVERNMENT

trained on anti-corruption policies and procedures.

91%

COLLABORATORS

trained on anti-corruption policies and procedures. 100% of them were informed.

98%

CONTRACTORS

and 97% of our customers were informed about the anti-corruption policies and procedures.

Our most significant achievements in 2021

We won first place in the Good Corporate Governance, Human Rights, Transparency, Anti-Bribery Management, and Culture of Integrity measurement carried out in 2021 by the District Oversight Office.

1

Within the Good Corporate Governance, Transparency, Human Rights, Anti-Bribery Management and Culture of Corporate Integrity Project and other Capital District institutions that the District Oversight Office carried out, we ranked first among 21 organizations in the overall results and in Human Rights and Corporate Governance topics.

2

We carried out the Ethical Culture evaluation that GEB employed with all its subsidiaries. As a result, 98.3% of the employees participated.

3

We disseminated the main concepts of the Monitoring Architecture and Ethics and Compliance Program through pieces of communications sent by email and published on the intranet.

4

Within the campaign "Ethics Bring Us Together" conjointly with the Internal Audit Management, we conducted a training program through the workshop "More than values, a lifestyle." We sought to strengthen the adoption of corporate values and main concepts of the Monitoring Architecture Model and Ethics Program and Compliance.

5

We specifically trained the Supply Management, Land Management, Financial VP, and Talent Management departments in Money Laundering and Terrorist Financing (ML/TF). These departments have greater risk exposure and are in charge of controls.

6

We verified the checklists of the different stakeholders: collaborators, suppliers, customers, holders of real rights, etc., using the World-Check One tool. The aim was to prevent money laundering and terrorist financing, so we carried out due diligence in cases where there were matches related to the OFAC or UN sanction list or ML/TF crimes.

7

We disseminated the Ethics and Compliance Program's main concepts in the environmental workshop "Encounters with Nature." This workshop was aimed at communities in the TGI S.A. ESP areas of influence.

8

We shared the Monitoring Architecture Model and Ethics and Compliance Program concepts with customers and contractors.

9

We trained our Board of Directors through the Monitoring Architecture Model and Ethics and Compliance Program's teaching guide.

10

In December 2021, we updated the compliance risk matrix approved by the Ethics and Compliance Committee. We adjusted some controls and included risks related to money laundering, terrorist financing, financing for the proliferation of weapons of mass destruction (FPWMD), and bribery in the company's interdepartmental activities.

11

In the Presidency Committee, we approved the guideline on gifts and attentions, which aims to "establish a framework that provides clarity and transparency to TGI and its counterparts. This framework should be defined by legality, ethics, and transparency and based on our corporate values.

12

We adopted substantive testing procedures, forensic data analysis, and red flags management to strengthen monitoring mechanisms.

13

We met 100% of the control entities' requirements.

14

We carried out the Ethics and Compliance Program audit through Olarte Moure & Asociados firm. It concluded that the activities established in this program are carried out adequately, complying with the local and internal regulations. In addition, some improvement opportunities were recommended to the process, which TGI's Compliance Department managed.

15

We managed the adherence to the Code of ethics and Declaration of Conflicts of Interest for 99.7% (450/451) of collaborators and nine members of the Board of Directors. The situations reported were submitted for consideration to the corresponding corporate institution, which issued the pertinent recommendations to avoid conflicts of interest.

16

In 2021, 12 reports were received in the Ethical Channel; 11 were resolved. The channels used were the website, telephone line, and email.

Our goals in 2022



To continue strengthening our Ethics and Compliance Program by incorporating national and international best practices. Also, to reinforce trust in reporting mechanisms so that the different stakeholders enhance the company's transparency and integrity culture.

VALUES

- Result-oriented focus
- Integrity

IMPACT THRESHOLD

- Government and control entities
- Unions and associations
- Investors
- Board of Directors

PRIORITY SDG



16.5 y 16.6

Strategic partnerships and regulatory compliance

(103-1)
(103-2)

A RESPONSIBLE AND STRATEGIC RELATIONSHIP MANAGEMENT AND REGULATORY GUIDELINES COMPLIANCE BY TGI ALLOW FOR OUR CONCERNS TO BE CONSIDERED WHEN MAKING MAJOR DECISIONS ABOUT THE SECTOR, IN LIGHT OF THE CHALLENGES WE FACE IN OUR OPERATION.

Transportation of Natural Gas is a regulated activity in Colombia, meaning that both our rates and access, operation, and commercialization regulation are defined by the Energy and Gas Regulatory Commission (CREG).

Through proper management of strategic partnerships and regulatory compliance, we promoted initiatives and changes to the regulation to look for better opportunities both for TGI and the development of the natural gas sector. In TGI we understand that joint work with other organizations, such as unions and government entities, is the way to build a framework in which we can further strengthen the sector.

It is worth mentioning that practically **100% of TGI's income** comes from the regulated natural gas transportation business, therefore regulatory management is extremely relevant for the company. Thereby, we seek to contribute to the proper implementation of the guidelines for

the remuneration of the services, resulting in sustainability both for TGI and the sector.

Our management of strategic partnerships and regulatory compliance is done through planning stemmed from the identified needs of TGI, the sector, and the established agenda by regulatory entities and the State.

This regulatory management includes, in a cross-cutting fashion, the guidelines defined by our corporate governance to establish more transparent processes, while being monitored by the primary committees of management and vice presidency, financial and commercial committees, presidency committee, and, if required, the company's Board of Directors.

In this way, in 2021 we developed activities for the Colombian Government's regulations and policies to consider both the organization and the sector's practices at an international level, to define a legal framework that allows the development of the business and the market itself.

Some of these activities focused on defining the regulations for the Pacific Regasification Plant, the commercialization of the transport market capacity, the natural gas supply plan, and the remuneration mechanism for the activity.

(415-1)

In 2021
we did not make contributions to any political party and/or representative on behalf of TGI.

Corporative guidelines establish this prohibition, included in GEB and TGI's Code of Ethics.



**Operations
Center Team**
Manizales

Regulatory management pertinent to TGI

In 2021, TGI, and the gas sector, in general, reached some milestones regarding regulations:

The different risks that imply transporting natural gas were acknowledged in the tariff methodology for assets that complete legal useful life, administration, operation, and maintenance (AOM) expenses, and investments.

Changes in the tariff methodology for the Transportation of Natural Gas were established in Resolution CREG 175/2021.

The blueprint for implementing the recommendations given by the Energy Transformation Mission was published, whose objective is to create proposals on public policy, regulation, and institutional reforms to strengthen and modernize the energy sector, in the face of the challenges that its future development implies.

CREG Resolution 099/2021 established the remuneration of 71 assets that complete their legal useful life (VUN), keeping the expert assessment and acknowledging 60% of the replacement cost of the asset in case of choosing to continue operating it. This is beneficial for the sector and the carrier as it allows to make the most of the asset's

The CREG included in its regulatory agenda for 2022, among other topics, reviewing vertical integration rules, which opens the way to the elimination of any existent asymmetries in that regard.

By issuing resolutions CREG 004 and 103/2021, a 10.94% (before tax) discount rate valid for 2021 was set for transport activity, higher than the initially proposed value by the CREG

The Mining and Energy Planning Unit (UPME) declared the priority projects of the supply plan, including Investments in priority projects of the natural gas supply plan in a transportation system (IPAT), where TGI is incumbent. This milestone declares the starting time to report the information on IPAT projects to the CREG, which must be done no later than January 2022; this will get their assessment process started.

Our goals for 2022

- 1** Continue strengthening partnerships with unions and government entities of the sector.
- 2** Submit proposals and remarks to regulatory initiatives issued by the regulator.
- 3** Track, analyze, and assess the general impact of regulatory initiatives
- 4** Achieve a competitive rate of return in the regulated activities at a regional level, keeping the interest of investors in the country and, likewise, identifying the risks that each activity faces.
- 5** Ensure that the legal useful life procedures are carried out pursuant to the terms defined by the regulations in force.
- 6** Promote the use of LNG (Liquefied Natural Gas) for vehicular transport and industrial use.
- 7** Develop the tariff file.
- 8** Encourage the use of hydrogen as an energy source that must be developed by part of the industry.
- 9** Maintain the incentives for thermal power generation as a backup for the electric energy sector and enhancer of natural gas.
- 10** Track, analyze, and assess the general impact of regulatory initiatives.
- 11** Foster asset process development, from the supply plan.
- 12** Promote reviewing vertical integration rules, seeking the elimination of any existent asymmetries among actors.
- 13** Seek the implementation of an appropriate methodology for the tariff period (2026).

Trunkline Gas Pipeline
Mariquita - Cali

Our opportunities for 2022

Our purpose to look for alternatives that allow the alignment of different actors with a common goal, and that promote the development of the sector, showed us different challenges caused by the multiplicity of interests, such as the protection of domestic production, and the tariff increase.

A challenge of this nature, however, **is set up as an opportunity to continue leading consensus-building spaces** that allow for increasingly favorable conditions for the industry, and that foster a proper scenario for the development of the gas transport business.

Likewise, participating in discussions about the changes in vertical integration limits enables us to offer elements for the National Government to address the existing asymmetries in this regard so that the market can evolve, and we can offer a better service.

In 2021, an opportunity was opened to present the information on **IPAT projects** and their execution by TGI, allowing for **the development of an infrastructure to provide greater reliability and improve the supply of fuel gas.**

The CREG also initiated the discussion to define the new operation of transport activity and tariff scheme, which would cover the term that starts in 2026. **This provides for the possibility of improving the current scheme that does not allow the proper development of the demand due to the use of mechanisms such as distance fees.** Finally, CREG Resolution 175/2021 makes it possible to make section aggregation proposals in order to provide a better pricing condition for the demand as well as to conduct gas transactions between the internal systems and the Colombian Atlantic coast.

Without a doubt, we have the opportunity of positioning natural gas as transition energy, and in the same way, of increasing our influence and relevance in the national conversation, toward the goals that the country has regarding decarbonization, public services access, and all of those that lead to the well-being and prosperity of its citizens, aligned with the Sustainable Development Goals.



Sustainable and Competitive Portfolio

Collaborators
Ballenas Dehydration
Plant

We continue
to transform to
move forward

THE OPERATION OF THE BALLENA-BARRANCABERMEJA GAS PIPELINE, A PIPELINE 771 KM LONG, WHICH SUPPLIES NATURAL GAS TO THE NORTH REGION OF THE COUNTRY, IS A CLEAR EXAMPLE OF THE ACTIONS WE HAVE UNDERTAKEN TO TRACE OUR PATH TOWARDS TRANSFORMATION. IT ALSO SHOWS OUR EFFORTS TO REDESIGN AND OPTIMIZE OUR PROCESSES AND TAKE OUR EFFICIENCY TO ANOTHER LEVEL, FACING THE NEEDS OF THE COMPANY AND OUR CUSTOMERS.

As it is informally known, the "Ballena-Barranca" gas pipeline decreased its operation, mainly due to the closure of some contracts related to the gas pipeline.

We have capitalized on our collaborators' experience from our Efficiency Pillar to achieve significant progress in process optimization. The operation of "Ballena-Barranca" is not an exception. Gilberto Díaz, an operator of the La Jagua del Pilar Station, tells how he was involved in the new efficiency challenge: "I have been in TGI for more than 10 years, and I know thoroughly the maintenance work that third parties did. Therefore, the transition to start supporting tasks was not a problem. Along with seven other operators, we chose this dynamic collaborator to be part of the new 'overhaul' team (review and repair) of the "Ballena-Barranca" gas pipeline. "That has been an opportunity to do my part for the company, but it has also allowed me to learn about new processes and grow professionally and prepare my shifts in advance."

The team is in charge of providing support to the different work fronts of the gas pipeline, which is carried out with the help of supervisors, managers, and the Operations Vice Presidency to meet our objectives. Thanks to the collaborative work, the goal has been fulfilled by developing the compression

unit preservation program and allocating resources to purchase elements and materials. "We have seen an increase in training by the company, and that gives us more confidence to carry out the activities," said Édison Díaz, operator of the 'overhaul' team.

The results are evident. The 'overhaul' executed tasks that allowed us to reduce the hiring of third parties and the payment of overtime, which represented a great benefit and economic savings for TGI in 2021. In Opex, the team has achieved savings of 1,474 million pesos, and 426 million pesos in Capex savings, for a total amount of 1,900 million pesos. "We have achieved all of this, and I say this with pride, through the value of teamwork with individual responsibility," says Alejandro Díaz, Operations Manager and leader of the initiative.

The team does not hide the satisfaction caused by the results. "It is very satisfying for those collaborators and me to observe the efficiency levels and figures in their work and how it contributes to the organization's strategic objectives," says Sergio Saavedra, maintenance supervisor. Likewise, Édison ends his speech and visibly moved, points out: "You grow a lot, the experience is unforgettable, the level is very high. I feel pleased to be part of this team".

VALUES

- Result-oriented focus

STAKEHOLDERS

- Shareholders
- Customers (senders)
- Financial entities and credit rating agencies
- Government and control entities
- Investors
- Board of Directors
- Strategic partners and allies

PRIORITY SDG



8.1 & 8.2

Financial Excellence

AT TRANSPORTADORA DE GAS INTERNACIONAL WE CHALLENGED OURSELVES TO ARTICULATE OUR GOAL OF “TRANSFORMING OURSELVES TO IMPROVE LIVES WITH SUSTAINABLE ENERGY” WITH OUR GOAL TO 2027 OF BEING A LEADING COMPANY IN MIDSTREAM IN COLOMBIA, WITH A PRESENCE ON LATINAMERICA

With this objective in mind, and despite the challenges, **we managed to close 2021 with 17% greater than expected net profit.** Since we defined our strategy and its four pillars, we started a business transformation program, which allowed us to achieve our goals.

From a financial perspective and through strict control, efficient use of resources, looking for new income opportunities, and generating operational efficiencies, **in 2021 we focused on improving the business margins in the interests of our shareholders.** That approach, supported by the transformation program, ensures on a structural basis the company’s financial sustainability, both on a short- and long-term basis. It also gives TGI opportunities to play a key role in the country’s energetic transformation.

As a consequence of the described financial behavior and reduced operational costs from efficiencies captured within the framework of the TGI 2.0 transformation plan, we managed to close with a 78.2% EBITDA margin in 2021, keeping the same margin as previous years, despite an important drop in revenues due to the expiration of the Ballena Barranca contracts in December 2020.

In 2021 we also received other revenues of 5 million dollars thanks to the joint management of previous years’ claims with GEB and the reduction of 3.1 million dollars/year in financial expenses due to a negotiation of the interest rate of the intercompany credit with GEB.

We implemented efficiency initiatives that allowed us to capture non-recurring structural and sustainable savings of 9.5 and 1.3 million dollars

On the other hand, as a management decision, we refuse to participate in the Pacific Regasification Project, due to its adverse risks analysis.

Our 2021 indicators show TGI's high commitment to seeking opportunities to improve our results from all perspectives.

2011

ECONOMIC VALUE 2021

GENERATED ECONOMIC VALUE

1.475.848.850.303

DISTRIBUTED ECONOMIC VALUE

1.211.034.706.894

RETAINED ECONOMIC VALUE

264.814.143.409

* Values in Colombian pesos

OUR ECONOMIC PERFORMANCE 2021

YEARLY INCOME

USD \$384,7 Million

EBITDA MARGIN

78,2%

OTHER REVENUE INCREASE

USD \$5 Million

FINANCIAL EXPENSE REDUCTION

USD \$3,1 Million

OPEX ANUAL

USD \$84 Million

UTILIDAD NETA

USD \$100,4 Million



Our most significant achievements in 2021

1

We generated additional revenue of 15 million dollars and surpassed those budgeted through active sales management with customers in parking, storage, and intraday contract services.

2

We made way for new projects and alliances to broaden our future services portfolio. For instance, Micro LNG, memorandums of understanding with Ecopetrol, Shell, and Hocol.

3

We achieved a 20.3 million-dollar Opex. 19% lower than 2020.

4

We implemented efficiency initiatives that allowed us to capture non-recurring structural and sustainable savings of 9.5 and 1.3 million dollars.

5

We made progress in the development of efficiency initiatives with a yearly potential of 19.4 million dollars.

Trunkline Gas Pipeline
Mariquita - Cali

Our goals for 2022



Developing new opportunities for expansion initiatives:

- Signing memorandums of understanding (MOUs) with different companies in the Micro LNG sector.
- Signing an expression of interest in the blueprint of hydrogen with the Colombian National government.



Consolidate processes or activities efficiency and digitization opportunities:

- Synergy Project.
- Digitization of operational issues that will generate future efficiencies.

Our opportunities for 2022

1

In 2021 we faced the challenge of having all our collaborators concur with the strategy and get involved with the efficiency and expansion initiatives; tackling topics in a cross-cutting and more agile fashion. In 2022 we will continue to strengthen these practices.

2

Despite closing 2021 with results that exceeded our expectations, Resolution 175, issued by the Energy and Gas Regulatory Commission, poses new challenges for the business that will require to continue focusing our efforts on the continuous search of new business and income opportunities, as well as keep on being more efficient in our operations.

VALUES

- Life is first
- Integrity
- Focus on results
- Teamwork with individual responsibility
- Empathy

IMPACT LIMITS

- Shareholders
- Customers (sender)
- Communities and territorial actors.
- End-consumers
- Investors
- Media and opinion leaders
- Strategic partners and allies

PRIORITIZED SDGS



7.3



9.4

Operational Efficiency

(103-1)

OPERATIONAL EFFICIENCY ALLOWS US TO SUPPORT BUSINESS CONTINUITY AND ADAPT TIMELY TO MARKET NEEDS WITH THE INTENTION OF DELIVERING ON OUR VALUE PROPOSITION TO OUR STAKEHOLDERS. BESIDES, OPERATING AND DEVELOPING WORLD-CLASS INFRASTRUCTURE WITH EFFICIENCY, RELIABILITY, INTEGRITY, AND SUSTAINABILITY WILL BE POSSIBLE IF WE TAKE THE NECESSARY ACTIONS TO PREVENT RISKS AND SEIZE OPPORTUNITIES.

We have an infrastructure of about 4,000 kilometers of pipeline and 200,000 horsepower installed to transport natural gas throughout the country. Consequently, our transport capacity has increased to 849.4 MCF. It means an increase of 1.38%

At TGI, we are committed to keeping the service continuity. So, we must innovate and transform our operational processes to support operational continuity. Likewise, reducing maintenance costs using the latest technologies in the sector and updating unit prices of inputs allows us to guarantee our customers' satisfaction without cost overruns.

Based on the maintenance of our infrastructure, operational efficiency can represent financial savings that help us compete in price with other energy alternatives on the market.

In conclusion, from an administrative perspective, operational efficiency keeps direct and indirect costs of inputs constantly updated and leads to the identification of accurate prices that avoid cost overruns.

INFRASTRUCTURE Compressor stations

A GSC Hato Nuevo
5 compressor units:
13.775 HP

B GSC La Jagua del Pilar
4 compressor units:
14.200 HP

C GSC Casacará
7 compressor units:
11.760 HP

D GSC Curumaní
4 compressor units:
14.200 HP

E GSC Norean
5 compressor units:
15.545 HP

F GSC San Alberto
4 compressor units:
14.200 HP

G GSC Barrancabermeja
7 compressor units:
10.560 HP

H GSC Vasconia
5 compressor units:
14.470 HP

I GSC Puente Guillermo
8 compressor units:
20.140 HP

J GSC Miraflores
6 compressor units:
22.055 HP

K GSC Padua
5 compressor units:
8.400 HP

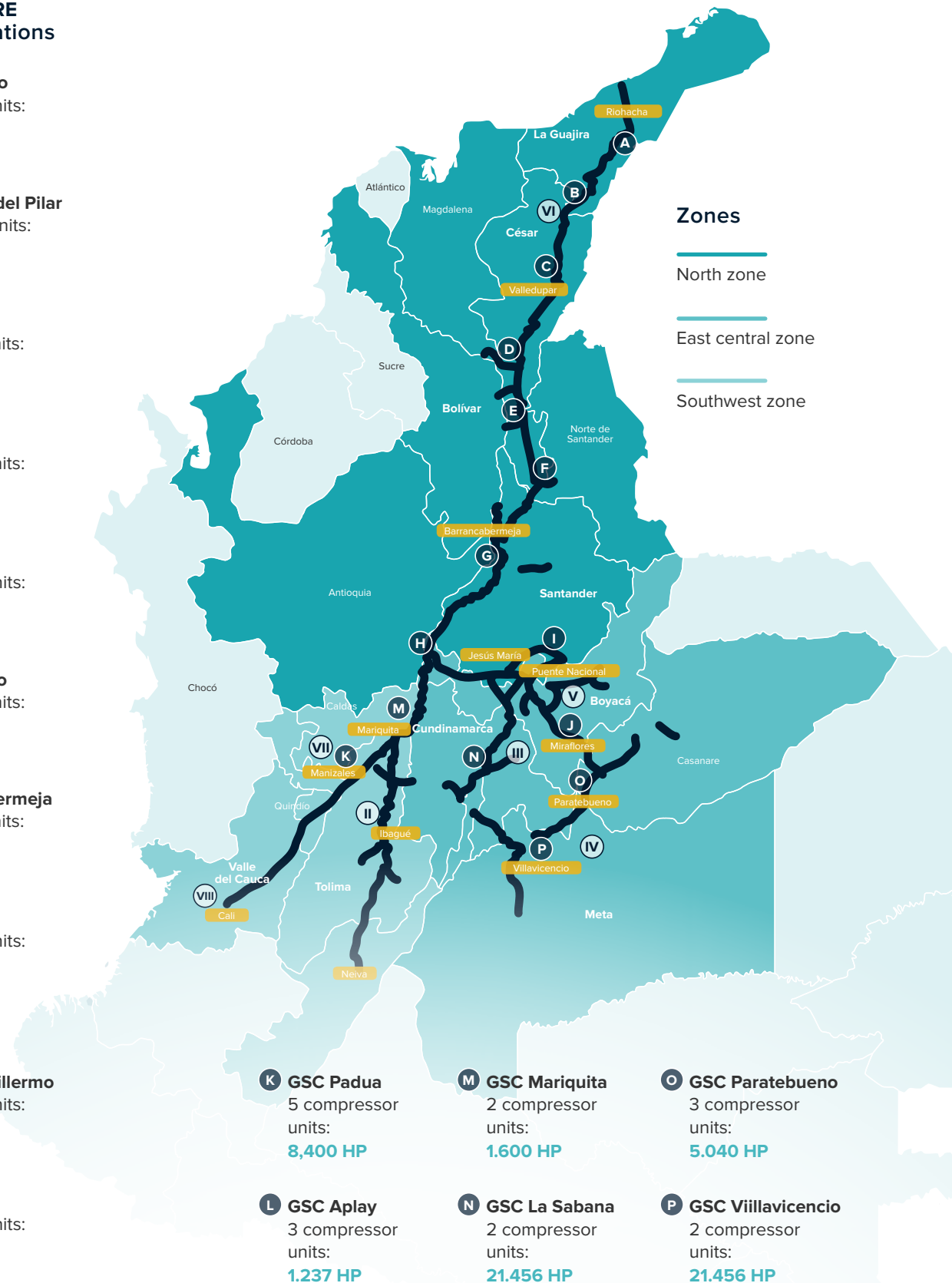
L GSC Aplay
3 compressor units:
1.237 HP

M GSC Mariquita
2 compressor units:
1.600 HP

N GSC La Sabana
2 compressor units:
21.456 HP

O GSC Paratebueno
3 compressor units:
5.040 HP

P GSC Villaviciencio
2 compressor units:
21.456 HP



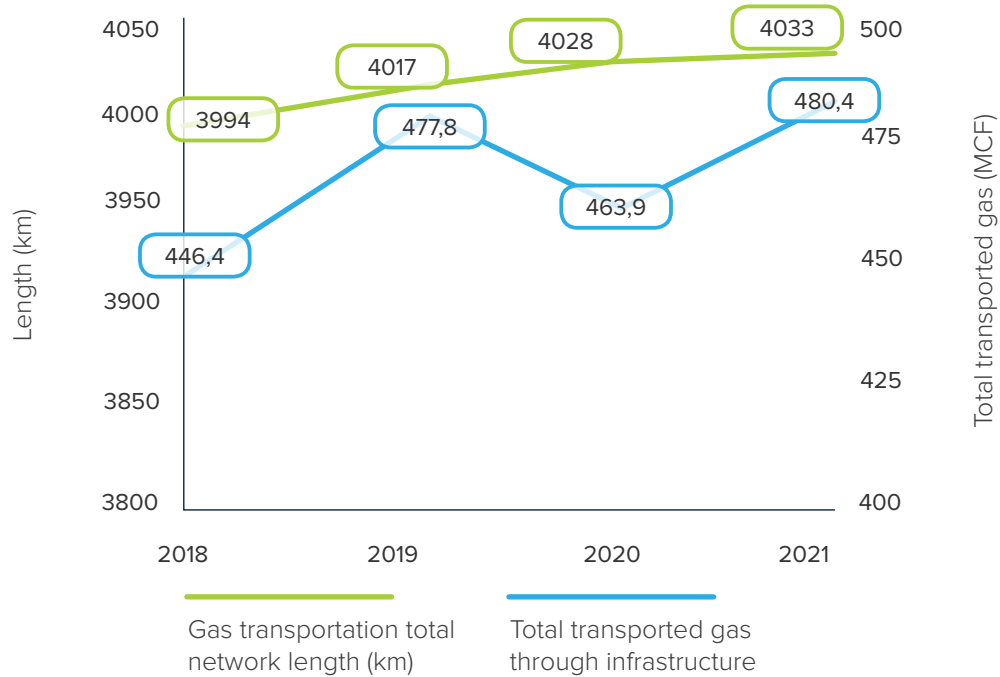
Zones

North zone

East central zone

Southwest zone

(Own) Transport infrastructure length (km)
(Own) Transport capacity



We went from outsourcing our operational and maintenance activities to having a consolidated group of collaborators, which has reduced intervention time with financial savings.

One of our main challenges is the constant change in regulation since compliance and implementation of new initiatives require a detailed study of those changes. Thus, implementing new projects related to operational efficiency could take some time.

(103-2) Aligning with the Capability Maturity Model and the Value Creation Model established by Grupo Energía Bogotá, we focus on corporate growth based on cost-effective implementations within efficiency. The purpose is "to promote sustainable operational efficiency initiatives

that raise our competitiveness." We work on operational, maintenance, and administrative management teams to implement the different initiatives that will improve the efficiency of our operations.

This would not be possible without educating and training our collaborators. Therefore, our Knowledge and Experience Centre has developed the Qualified Technicians Plan (QTP), whose purpose is to improve the knowledge of the technicians' team in charge of maintaining the TGI infrastructure.

Qualified Technicians Plan Outline

1



Academic training plan

2



Multidisciplinary accompaniment

3



Supervised execution

With the implementation of the Lean methodology, our technical staff can identify non-productive time. Also, they can change from a preventive-maintenance perspective to a predictive-maintenance perspective, always guaranteeing service continuity.

Following the Procurement Manual, the Audit Management Manual, and the GEB guidelines, we review agreements to propose financial adjustments without affecting our value proposition.

(103-3)

Each developed project has a widely supported technical-financial analysis to validate its opportunity and establish its prioritization against other

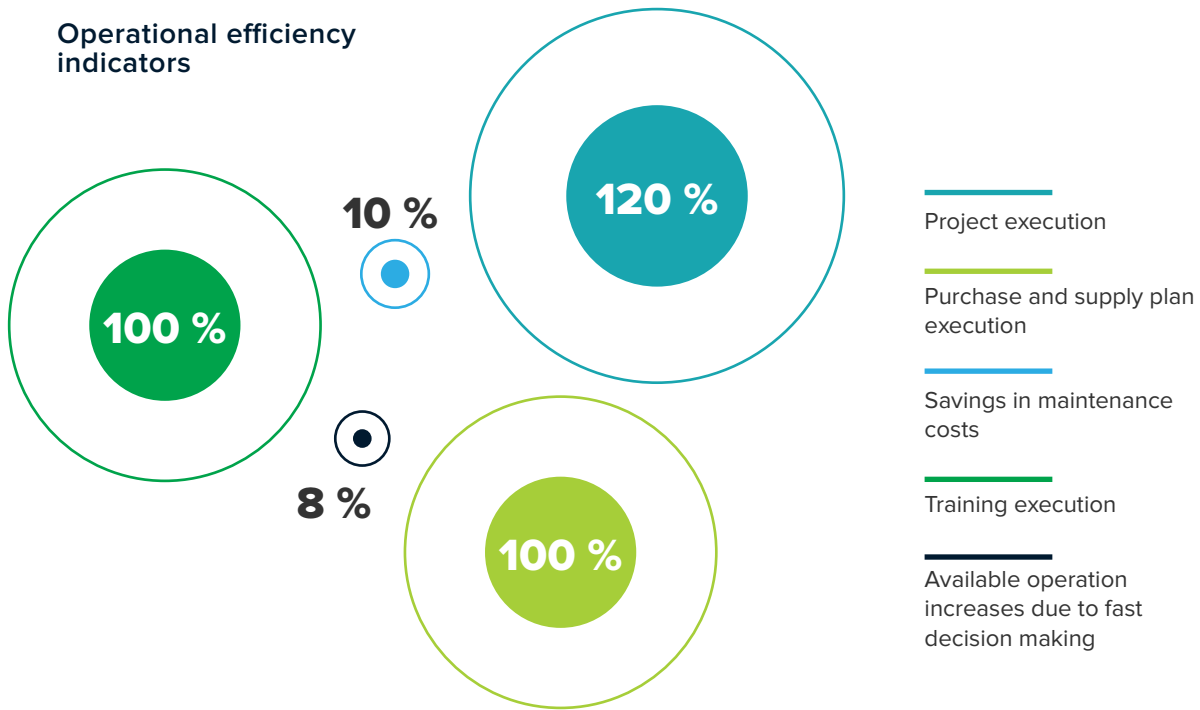
investment alternatives (cost-benefit analysis and/or financial modeling). This process ensures efficiency represented in financial, time or carbon savings.

Progress and results are presented to the pertinent Corporate Governance. In addition, they are evaluated with the corporate indicators —defined for monitoring the execution and project compliance— through internal and external audits of the Integrated Management System.



Gas Compressor Station
San Alberto

Operational efficiency indicators



EFFICIENCY IN OPERATIONS

(Own) Operating costs per kilometer of gas pipeline

One of the main objectives of operational efficiency is to reduce the operating costs of our transport network. By 2021, we aimed to reduce operating costs to USD 15.2 million per kilometer of gas pipeline. Through our team's hard work, we have exceeded the proposed goal, and we reached a cost of USD 14.5 million per kilometer of gas pipeline.

Searching for efficient alternatives for electrical power supply, we have considered implementing self-generation systems in our Decarbonization Plan using solar panels in our compressor stations and operating centers. In 2021, a market analysis was carried out with different contractors to determine the best contracting strategy for the photovoltaic electrical service. It had several successful cases.

We selected 15 compressor stations and operating centers -where we have significant consumption- that have the required security to prevent the generation systems damage or theft.

(Own)
In 2021, we achieved savings of USD 13.64 million thanks to implementing **efficiency** initiatives in operation



(Own) Transport system continuity (%)

Due to staff absence, one of the significant challenges we have faced since the pandemic is to ensure service continuity. This year we have established this parameter as a strategic indicator to analyze how our internal management affects service continuity. By 2021, we achieved

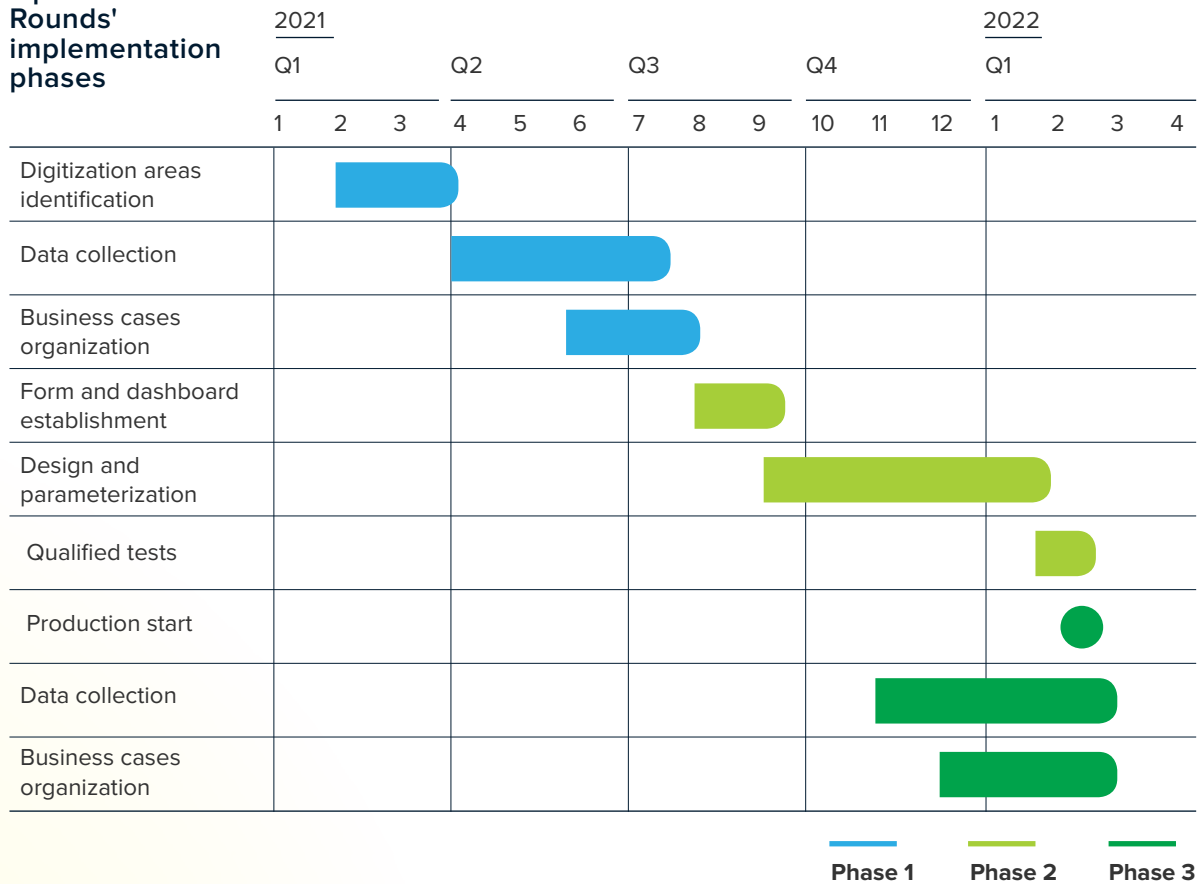
99,97 %,

means we exceeded the target of **99,96 %**.

EFFICIENCY DURING MAINTENANCE

We went from outsourcing operations and maintenance activities to having a consolidated group of collaborators. This group has reduced the intervention time with financial savings through our Operational Rounds initiative. In addition, we hope it will improve the reliability of information through reports and automated analytics to identify failure causes in our operating system.

Operational Rounds' implementation phases



Additionally, this year we have formally closed the first cycle of inspections with the ILI smart tool (2016-2021). The start of the second inspection cycle was handled, and it will begin in 2022.

USD 4 million

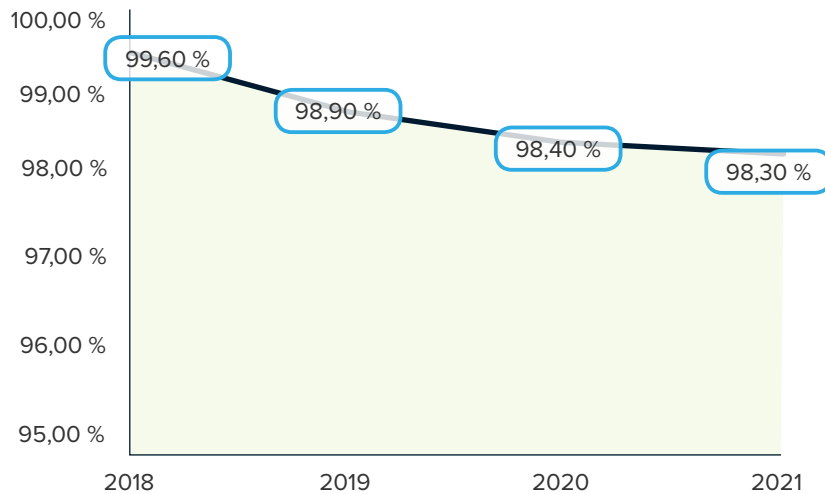
savings in our first ILI smart run cycle.

The optimization of monitoring and audit contracts achieved an efficiency of

USD 1,13 million

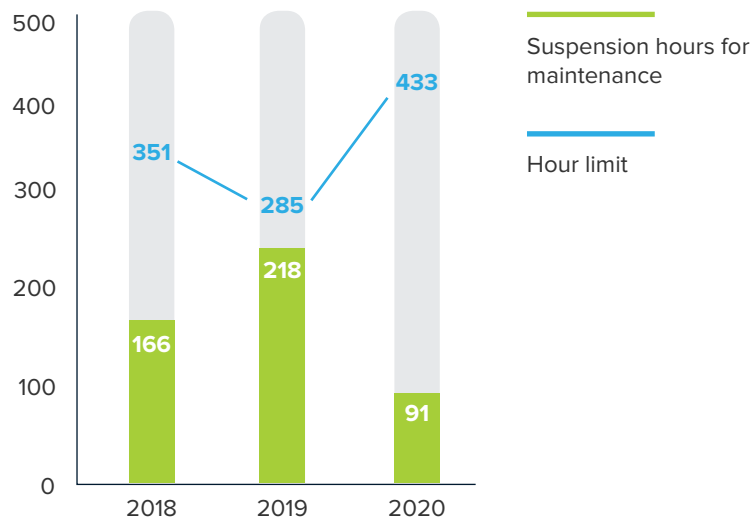
Maintenance Plan Execution Data

(Own) Maintenance Plan Execution



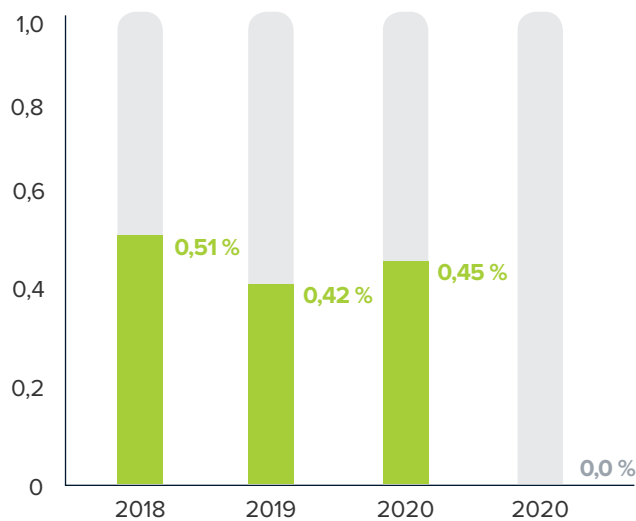
Gas Compressor Station
Hato Nuevo

(Own) Contract suspension hours for maintenance¹



We are committed to reducing outsourcing.

(Own) Gas Transportation Loss Rate



In 2021, the loss increase was due to the equipment's uncertainty for measuring the transport system entrance and exit points, considering that they are determined monthly. However, the losses were kept under statistical control, and the necessary work was carried out to keep this index controlled under the guidelines of the TGI measurement management system.

1. This index complemented the strategic index of revenue impact, which was replaced by the continuity index of the natural gas transportation service for 2021.

Our most significant achievements in 2021



We have achieved significant reductions in operating costs and kept service continuity in two (2) years of operation under challenging conditions due to COVID-19. The rigorous study of our initiatives has allowed us to manage the risks of implementing them without jeopardizing the gas supply to our customers.

In 2021, we assumed the equipment monitoring with our staff using condition-based maintenance (CBM) techniques. We also reliably maintained the operational continuity process protecting the assets' integrity of people with potential savings of COP 1,500 million.

Our goals for 2022

In search of efficient alternatives for electrical power supply and as part of our decarbonization strategy, we envisaged having self-generation systems in the compressor stations and operating centers. These systems will have solar panels that contribute to the financial and environmental operation efficiency. In 2021, we conducted a market analysis with different contractors and several successful cases that could determine the best strategy for contracting the photovoltaic electrical service. Therefore, to carry out this initiative under the PPA (Power Purchase Agreement) modality, we will start a contracting process, where the price per kWh would be the evaluation element in 2022. We estimate that the purchase, installation, and assembly term will be nine months.

The **Decarbonization Plan** expects to achieve savings of
\$410 344 910
 per year for 15 years.

**Suratena
Shelter**
Risaralda

Our opportunities in 2022

We are committed to reducing outsourcing. Therefore, we will focus on the following initiatives:

1

Strengthen the implementation of new technologies, such as SAP4HANNA, and cost-efficient methodologies.

2

Optimize the supply strategy and ILI inspection techniques.

3

Optimize internal resources to reduce contracting with remote monitoring of cathodic protection rectifiers (CP rectifiers).

4

Optimize contracting tasks through unit price planning and analysis.

5

Review the general strategy for preventive and predictive maintenance per equipment group.

6

Optimize the internal maintenance task execution by implementing the Lean methodology.

7

Proceed with the flare stack shutdown and promote self-generation systems with solar energy. Thus, reducing CO2 emissions and contributing to the reduction of carbon footprint.

Our main challenge in 2022 will be the start of the new inspection cycle with the ILI intelligent tool. In addition, we should have a strategic and reliable allied for inspections and qualified staff in the information analysis and recommendation reliability. As a result, we will comply with periodic integrity assessments recommended by the current standard and regulations.

We will also continue implementing operational efficiency initiatives through the Lean methodology. Additionally, we will strengthen our training processes to use outsourcing as a last resort.

We want to continue the pipeline repair processes with non-metallic reinforcements and the infrastructure coating rehabilitation. These actions allow us to focus on ensuring the external and internal corrosion, climate, and external factors risks.

VALUES

- Transparency
- Information safety
- Industrial and environmental safety and quality
- Honesty

IMPACT THRESHOLD

- Contractors and suppliers
- Customers
- End consumer
- Communities and actors in the territory

PRIORITY SDGS



8.2, 8.8



10.2, 10.4



16,5

Supply Chain Management

THE MANAGEMENT OF A RESPONSIBLE, SUSTAINABLE, AND EFFECTIVE SUPPLY MAKES US MORE COMPETITIVE AND ALLOWS US TO CREATE VALUE FOR OUR STAKEHOLDERS,

Thanks to our efficient management we were able to save **4.721 million pesos** in recruitment processes.

Our relationship with contractors and suppliers directly impacts the supply of midstream services and the strengthening of businesses that drive up demand for natural gas. Achieving competitive management entails compliance with our policies and strategies for the procurement of goods and services.

We have adopted Grupo Energía Bogotá's Supply Model, through which guidelines and standards

both for the procurement of goods and services and the relationship management with our suppliers are defined. In order to integrate the model into our operation, we have defined our internal processes:

Recruitment Manual, Management and Auditing Manual, Personal Data Processing Policy, HSEQ Manual and social aspects, and Supplier Performance Evaluation Instructions.

Our Supply Model implemented since 2016



OUR RECRUITMENT AND SELECTION PROCESS

The Recruitment Manual provides the general rules and principles that regulate the procurement of goods and services by means of contracts. All contractors and suppliers must be signed up in our supplier registry in order to ensure

compliance with the legal and regulatory provisions to proceed with the recruitment.

In order to establish the strategy that best adapts to the organization's needs, we devised the Annual Purchasing and

Contracting Plan (PACC) to use as a supply planning tool. In case the PACC needs modifications, the supply area will handle the procedure and approval to keep track of the planned expenditure on goods and services.

The Management and Auditing Manual provides the legal framework for the regulation and control of TGI's contracts. With auditors, we review the technical, administrative, financial, legal, security, and environmental aspects that were agreed on in the contracts or the agreements to ensure their proper implementation and compliance with our organizational policies, which also cover contractors and suppliers.

In TGI we focus on giving continuity to delivery processes without putting the operation, the quality service, and the organization's financial efficiency at risk. The insurance area assesses the activities that will be executed and/or the service provided to define the coverage and insurable values as well as warranties terms and conditions in case of detecting any contractual breaches.

(204-1)

94,75 %

of our goods and services were contracted with local suppliers.

105.3 %

in compliance with the time to hire.

The time to hire corresponds to the procurement management time spent to sign a contract. In 2021, we managed 197 contracts for a total amount of 188.206 million pesos, from which 74.92% comprised competitive processes.

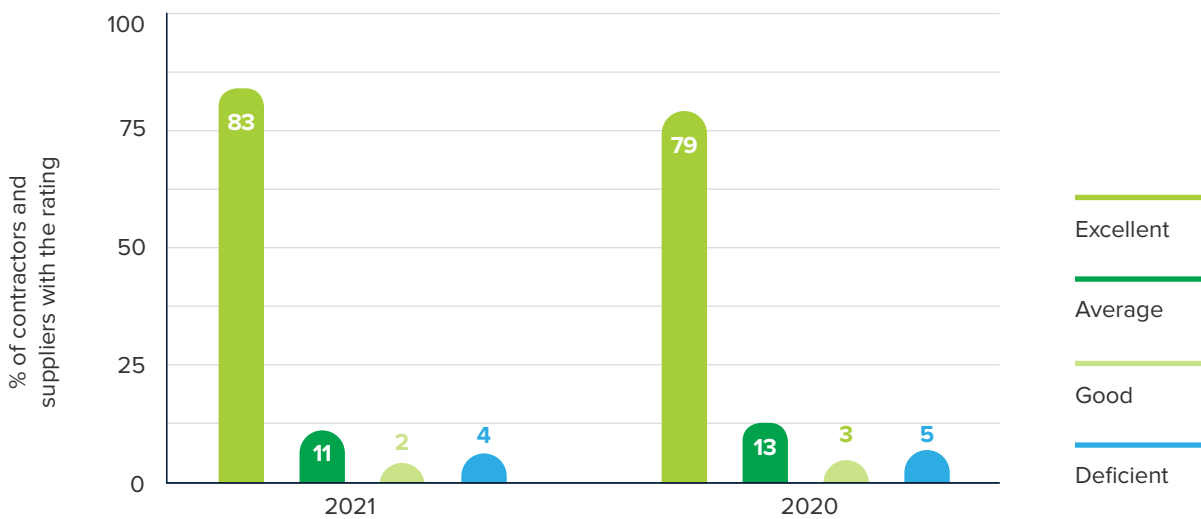


Operational Center
Manizales.
Team

**(OWN) SUPPLIER/
CONTRACTOR
ASSESSMENT**

The supplier/contractor assessment process is not only a requirement to contract again with these suppliers, but it also allows us to improve our relationship with them and to identify improvement opportunities. The supplier performance evaluation instructions determine auditors' responsibilities in this process; they also include technical, administrative, quality, social, environmental, security, and HSEQ aspects.

In 2021 we introduced a standard format for developing action plans for contractors with average and deficient assessments with the aim to improve their rating so that we can have a long-term relationship that develops improvement opportunities.



Our opportunities for 2022

1

The creation of Grupo Energía Bogotá's Shared Services Center will give us the opportunity to integrate part of our Supply Management, which will bring economic efficiencies in processes and management times. This will allow us to focus on obtaining better results in the procurement of goods and services for the business core.

2

With the new Contracting and Execution Control Manual, made by our parent company and which will enter into force on July 1, 2022, we face the challenge of carrying out its implementation and being able to align ourselves with Grupo Energía Bogotá's hiring goals.

3

Also, continuing with the implementation of the integration between SAP Ariba (Supply Management) and SAP S/4HANA (ERP) in order to achieve greater efficiency and control among all the model's phases: planning, selection, execution, and termination of the contracts.

Dehydrating
Plant
Ballenas

Our goals for 2022

1

Continuing with the implementation of best practices in procurement in 2022 to obtain the Procurement Excellence recertification, granted by CIPS (Chartered Institute of Procurement & Supply) in London, at the beginning of 2023; recognition that certifies TGI as a company that complies with the best practices in strategic sourcing on a global level.

2

Managing to save 3-5% in procurement value against the PACC budget.

Our most significant achievements in 2021



Thanks to our efficient management we were able to save **4.721 million pesos** in recruitment processes.



For the third year in a row, we have achieved a local procurement percentage, compared to total expenditure, of more than 90%.

VALUES

- Integrity
- Result-oriented Focus
- Teamwork with individual Responsibility

IMPACT LIMITS

- Shareholders
- Customers (senders)
- Contractors and suppliers
- Government and control entities
- Financial entities and credit rating agencies
- Media and opinion leaders

PRIORITIZED SDGS



8.2



(103-1)
CUSTOMERS ARE THE CORE OF OUR MANAGEMENT, ALL PROCESSES SEEK TO PROVIDE QUALITY SERVICE, GUARANTEEING THE INFRASTRUCTURE'S RELIABILITY, UNINTERRUPTED SERVICE, AND TIMELY RESPONSE TO TECHNICAL AND OPERATIONAL REQUIREMENTS.

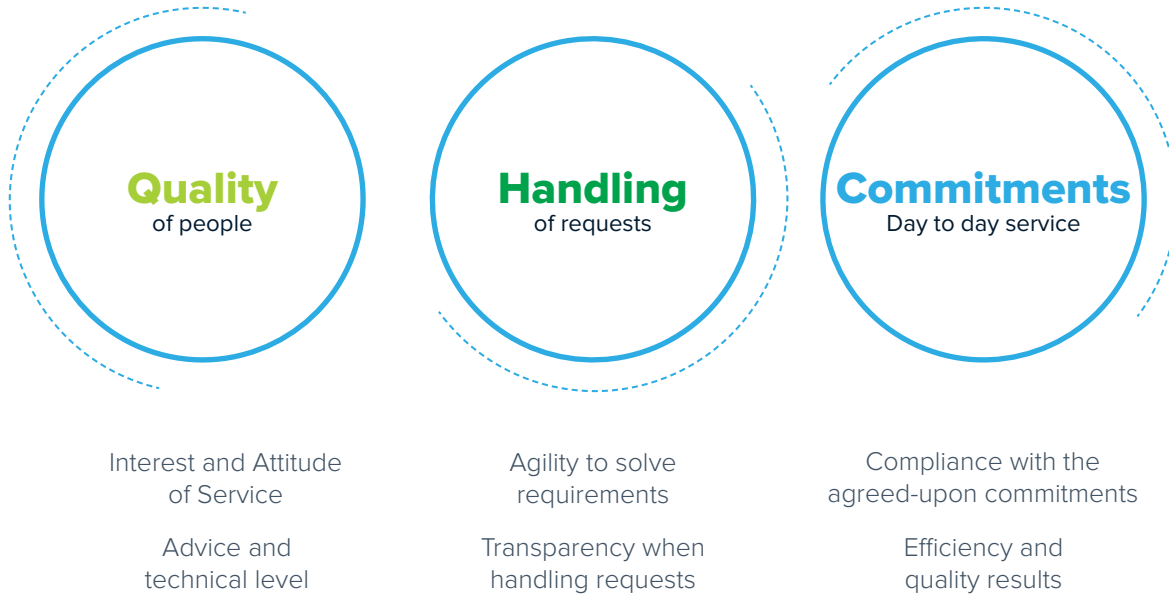
(103-2)
TGI has a team managing contractual relationships with new and existing customers and assisting them in their requirements. This management also includes exploring for new business alternatives to broaden each customer's "share wallet." This not only provides a marginal revenue to the company but also new solutions to our customers, adapting to their needs and market trends.

(103-3)
Getting to know our customers' opinions allows us to implement improvement measures when we provide our services; thus, we conduct an annual customer satisfaction survey that considers inter alia quality standards of people, request handling, and commitment to the service



Gas Compressor Station
Mariquita

Evaluation criteria for the quality of our service



We diversified our services

Regulation changes have allowed us to exploit opportunities in the service portfolio that we currently offer. In 2021 we designed new services that have been well received in the market and that represented additional revenue for transport. We also continue developing agreements and broadening our service portfolio in the industry business strategic units, thermal plants, midstream services, and mobility².

Our new services in 2021:

- Sale of additional daily storage to the initially contracted.
- Interruptible Transport Services.
- Contingency Transport Services.
- Parking Service.



² Find more information in the Innovation, technological development and disruptive businesses chapter.

Improving our services

This year we have launched different projects whose objective is to strengthen our commitment with the ongoing improvement of our quality service. As a result, we have made new features available to our customers that will make our handling of requests and transactionality more efficient, and that will improve our communication processes to respond to our customers:



Information System for contract management.



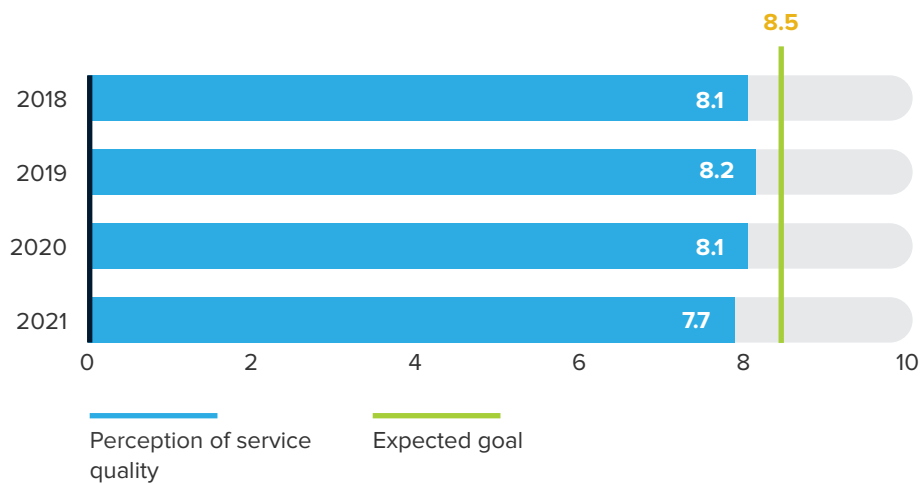
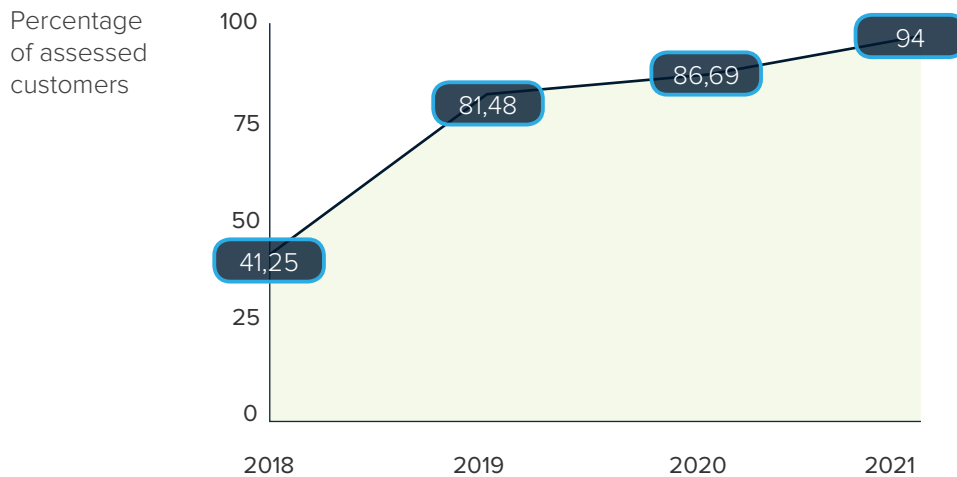
Systematization of warranty management associated to transport contracts.

We wish to keep our continuous service as a benchmark and manage externalities timely, so that our customers can see in TGI a reliable and committed ally.

The benefits of implementing projects must be reflected in our customers' rating. It assesses four points related to our customers:



(Own) Perception of service quality



Our rating was affected in 2021 due to disputes with our customers about the national strike. The performance shows us an outstanding rating (close to 8.5) in operational, sales, and finance areas; however, the rating in dispute settlement affected the general rating, as we obtained a 6,

which gave us a 7.7 average. We have agreed on an action plan that will be reviewed biannually to assess the perception of quality of the service from customers in a timely manner and guarantee that our efforts to achieve greater closeness with our customers is reflected in their satisfaction.

Our most significant achievements in 2021

1 We managed to reconcile some commercial and legal differences to avoid greater disputes with our customers.

2 We managed to implement four (4) new business lines, diversifying our services and increasing our revenues.

3 We complied efficiently with Neiva's petition.

Our goals for 2022



We wish to achieve the quality service that we established as a goal of our service indicator: 8.5. Thus, we have designed a specific strategy that will allow us to improve our customers' satisfaction, which includes the following activities:

- Organize monthly meetings with the operational area to follow up on the customers' requirements.
- Conduct onsite meetings with customers.
- Define communication channels to make the customer response process easier.
- Review operational loads in the sales area and rotate our account executives to continue improving relationships with our customers.
- Conduct training to strengthen our customer service culture in operational areas and improve the channeling of requirements.
- Follow up on our customers' satisfaction biannually to assess the implemented actions and review the strategy if necessary.

Manizales – Caldas



Weavers
La Guajira
Community

**Our
Opportunities
for 2022**

Upon assessing our customers' feedback, we have identified the following opportunities:

●
Assess and analyze digital platforms that allow us to support sales management and customer service.

●
Strengthen communication channels and make contact more often with our customers.

●
Join the Business Development Management to support customer interaction and identify new services.

●
Strengthen service culture in all areas of the organization to identify allies that allow us to solve efficiently disputes with our customers.



03 Innovation and Innovative Thinking

**Miraflores Gas
Compression Station**
Collaborator

Pioneers in the energy
transition and allies of
progress

COMOLSA, A COMPANY LOCATED IN THE CAUCA VALLEY THAT WORKS IN THE MANUFACTURE OF MOLDED PULP PACKAGING, HAS TAKEN AN IMPORTANT STEP TOWARDS THE ENERGY TRANSITION THROUGH AN ADDITIONAL INCREASE IN ITS CURRENT CONSUMPTION LEVELS OF NATURAL GAS IN ONE OF ITS NEW PRODUCTION LINES. ITS OBJECTIVE IS TO CONTRIBUTE TO CLEANER AIR AND PROVIDE RELIABILITY IN ITS OPERATION, IN ADDITION TO INCREASING THE CONSUMPTION OF NATURAL GAS IN ITS OPERATIONS.

TGI, a natural gas transporter, and Gases de Occidente (GDO), an area distributor, are pioneers in this initiative. We face the challenge of increasing the natural gas consumption capacity in the industrial market through the “Incentives in contributions for industrial demand for natural gas” Program. This initiative, led by TGI, seeks to provide monetary contributions to the industry and aims to leverage investments in equipment conversion, internal adaptations, and others that the industry requires to migrate to natural gas solutions.

As an added value, the initiative also links technology providers and generates long-term agreements between agents in the natural gas value chain. It also positions us as pioneers in the energy transition, innovation, and progress of the industry, by providing a new value proposition to Colombian companies in the natural gas market.

In this way, Comolsa subscribed to the program and became the first industrial client to sign the agreement.

“As part of this program, we, GDO-Comolsa , joined this initiative, signing on July 30, 2021, the first natural gas industrial agreement. In addition to encouraging the consumption of natural gas, this agreement contributes to the air quality in our communities and reduces CO2 which negatively impact the environment and health of our country”.

Guillermo Andrés Cajamarca Mesa, Gases de Occidente Commercial Manager

TGI Transportadora de Gas Internacional

TGI SA ESP, as part of the United Nations Global Compact and within the framework of its new value proposal and commercial strategy, encourages the substitution of fuels with a high level of contamination by natural gas among non-regulated final consumers. For this reason, at TGI, we will continue to promote natural gas in the industrial market, the integration and participation of all agents in the chain and contribute to the reduction goals of lower CO2 emissions². Our main challenges for 2022 will be to involve the producer in this initiative and motivate industrial users to take this step towards the energy transition and the transformation of their operations.


VALUES

- Teamwork with individual responsibility
- Focus on results

IMPACT LIMITS

- Collaborators
- Customers
- Contractors and suppliers
- Strategic partners and allies
- End-consumers

PRIORITIZED SDGs

 6.3, 6.4, 6.6	 12.2, 12.4, 12.5	 15.1, 15.5
---	--	---

Innovation, technological development, and disruptive business

(103-1)

THE MARKET AND BUSINESS' FAST EVOLUTION -DUE TO THE SEVERAL GLOBAL CHALLENGES- MAKES INNOVATION TO BECOME A FUNDAMENTAL PART OF OUR ORGANIZATIONAL CULTURE.

To remain competitive and sustainable in the changing context, we included a strong focus on innovation in our corporate strategy through Transformation. We seek to drive the development of new disruptive businesses and operational efficiency through technological innovation.

1 To structure a stronger innovation process that allows the implementation of technologies and evaluation of initiatives to maintain and improve TGI's competitiveness and efficiency.

(103-2)

The strategy implementation process developed over the last two years is based on the foundation strategies that address the company's relevant issues. The Transformation foundation strategy focuses on digitalization, data analytics, and innovation initiatives. It has two main objectives:

2 To focus the organization on searching for new businesses to identify, evaluate, and mature new disruptive opportunities aligned with the objectives of Grupo Energía Bogotá promptly.

We structured and implemented the pilot of the hydrogen and natural gas mixture for transportation in our infrastructure.



(103-3)

Following this approach, we have proposed to generate innovations that will bring an annualized impact on EBITDA of more than USD 20 million by 2027. For this reason, we will support our areas for the ideation, conceptualization, and implementation of innovation initiatives. Even if they are directly related to the business and our current portfolio, or if they mean new bets in disruptive businesses that will lead us to become an integral part of the future energy matrix. Therefore, we have relied on the senior management's commitment that has been responsible for promoting innovation efforts, making them visible, and recognizing achievements.

These management results are reflected in our first and second-level indexes associated with innovation in the strategic map. With those indexes, we monitor all our progress and initiatives.

In 2021 we progressed in developing our innovation roadmap with an organized portfolio of 20 non-regulated business initiatives close to the current business. They have a potential impact of increasing EBITDA by USD 5.4 million in the future. These initiatives include short- and long-term innovation, operation, and digital data analytics.

(OWN) NUMBER OF INNOVATION INITIATIVES DEVELOPED



(OWN) INCREASE IN THE PERCENTAGE OF EBITDA DUE TO INNOVATION AND DIGITALIZATION INITIATIVES

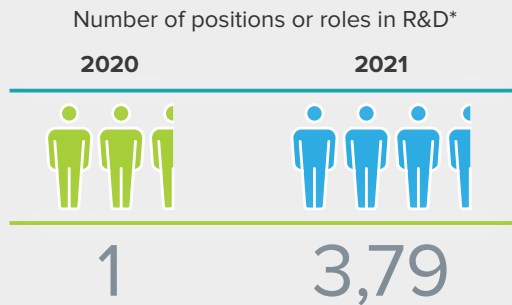

Another index focuses on measuring the impact on EBITDA of approved initiatives in innovation and digitalization. **It achieves an increase of 1.19%, equivalent to USD 3.2 million on EBITDA, with successful compliance of 91.9%.**

The company's performance was positive during the year. It contributed to reaching the minimum target for **the percentage increase in EBITDA of 2% (USD 5.48 Million) through innovation).**

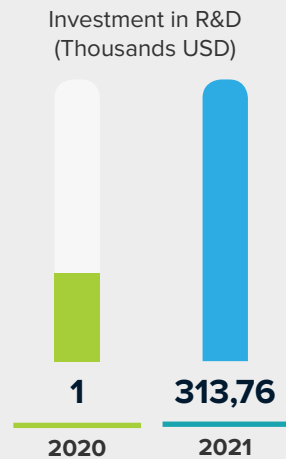
(OWN) PERCENTAGE OF REVENUES ALLOCATED TO R&D

Regarding R&D investment, we achieved an investment of about USD 314,000 in 2021. It represents 97% compared to the goal set for the year.

314.000 USD
in investment for R&D



*Data is presented on Full-Time Equivalents



Technological development and innovation at TGI

IN 2021, WE PRIORITIZED INNOVATION INITIATIVES
THAT WE IDENTIFIED AS A GREAT POTENTIAL.
WE CAN HIGHLIGHT:



DIGITALIZATION AND ANALYTICS

- The optimization of predictive or condition-based maintenance (CBM) through new technologies found in the market to be more efficient.
- The objective of developing digitized rounds is to capture the information required in the operational rounds, optimizing the time of the gas compressor stations' technicians and operators.
- Developing the new integrity management strategy methodology based on data analytics, we want to generate efficiency in the integrity strategy, inspection frequencies, predictive approaches, and information processing times.



COMMERCIAL AREA AND OPERATIONS

- We implement a computer system for the commercial contract management portal's development that allows TGI's shippers -and any interested party- to simulate a gas transportation request and evaluate the feasibility of finalizing this request through a TGI commercial transportation contract.
- The face-to-face service delivery to TGI's customers was automated by implementing the warranty management system (related to contractual warranties).
- The BEO portal's operation starts where the public can consult our Electronic Operations Bulletin, and the operations staff or the commercial area can manage the information published in real-time.



OCCUPATIONAL HEALTH AND SAFETY

- We optimize the licenses of the VIDAREP tool in response to COVID-19 contingency. On this platform, collaborators can report symptoms related to COVID-19 daily. At the same time, our medical team can monitor, follow up, and make decisions regarding the health condition of collaborators, infrastructure, and contractors in real-time.



INFORMATION SECURITY AND PROJECT DEVELOPMENT

- We acquired and implemented an independent Firewall in the SCADA network and the IT network that supports its services, strengthening and mitigating the security risks associated with the company's critical infrastructure.
- The expansion of the alternate center's storage capacity allows the acquisition and implementation of a new solution related to the Disaster Recovery Management Model (DRP) through the Site Recovery Manager (SRM) software to support the DRP and IT continuity.

Disruptive Business

OUR VALUE PROPOSITION BASED ON TGI'S STRATEGY FOCUSES ON STRENGTHENING THE CURRENT CAPABILITIES THAT ARE NECESSARY FOR THE OPERATION.

At the same time, we innovate and develop new businesses, identifying initiatives that add value to the company and enhance its growth. Therefore, we seek to maximize market opportunities by offering complementary midstream solutions, exploring expansion alternatives to position ourselves as an international gas player, and driving innovation initiatives to develop disruptive energy businesses.

Business Development Management plays a crucial role in leading the effective management of the development of new

markets and midstream businesses by ensuring the execution and follow-up of the different initiatives. The initiatives are evaluated through indexes that could be strategic and are presented to different levels of the organization. In addition, we are responsible for ensuring the initiatives implementation and approving new identified projects and businesses from our foundations. Internal and external audits and the monitoring and compliance of the Strategic Risk Control Matrix complement these activities.



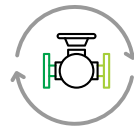
Gas Compressor Station
Jagua del Pilar

During 2021, we focused mainly on market development and fuel substitution, promoting natural gas consumption in the different strategic business units presented below.



INDUSTRIES

Our industrial approach was based on contributing to the industrial demand oriented to the fuel with a high pollution index. These contributions are intended for technology conversion or internal adjustments required by our industrial customers to change to natural gas and contribute to the goals of reducing CO₂ emissions.



MIDSTREAM

A strategic route was built seeking the growth of TGI's service portfolio through new infrastructure and services. This led to new connections and projects based on Liquefied Natural Gas (LNG), mergers, and acquisitions (M&A) at the national and regional levels.



THERMAL

We address new ways of contracting firm transportation for the thermal sector facilitating its flexibility and the offer of competitive rates.



MOBILITY

One of our teams was based on promoting agreements on Natural Gas Vehicle (NGV) mobility and NGV transport fleet projects in the cargo sector.

Innovation is a fundamental part of new business development. **In 2021, we will focus on understanding the hydrogen value chain and its mixture with natural gas and on biogas, renewable energies,** and their impact on the country's energy matrix.



Our most significant achievements in 2021

One of our most significant achievements was the VP launch and the Transformation foundation to implement the roadmap for innovation, business development, and digital Transformation. In addition, we are proud to highlight:

(OWN) INCREMENTAL VOLUME ON DEMAND (MCFD)

1



INDUSTRIAL AND THERMAL

93,8% of the fuel substitution challenge by 2021.

The total incremental embedded demand for industries in 2021 was 7.68 MCFD associated with industries located in Medellín, Cali, and Sogamoso.

6.500 MSCFD

Contract with EPM to meet industrial demand.

1.000 MSCFD

Implementation of the project to replace coal-fired boilers with gas-fired boilers.

175 MSCFD

Cogeneration project with COMOLSA.

2



MOBILITY

4,7 MCFD

Total incremental demand in mobility associated with:

8.465

Light vehicle's converted license

676

New units dedicated to NGV in the heavy-duty vehicle category.

SIVA-Gases del caribe

Memorandum of understanding to enable the operation of 130 units (microbuses) that will exclusively consume natural gas, promoting the development of mobility dedicated to NGV in Valledupar.

3



MIDSTREAM BUSINESS

6 non-binding offers

Submit non-binding offers (NBO) to different customers to connect new On-Shore fields and the facilities' operation and maintenance (O&M).

4 memorandums of understanding

New Memorandums of Understanding (MOU) with Ecopetrol, Shell, Exxon Mobil, and Hocol.

4



INNOVATION AND OTHER OPPORTUNITIES

Hydrogen

We actively participated in the signing of Colombia's H₂ roadmap.

We structured and implemented the hydrogen and natural gas mixture pilot for transportation in our infrastructure.

We developed the Green and Blue Hydrogen action plan in coordination with GEB.

We signed an agreement with Universidad del Valle for the "Design and Implementation of Materials for hydrogen storage and transportation."

Biogas

Evaluation and development of a joint initiative with the Palm Growers sector.

Our goals in 2022



By 2022, TGI must continue to strengthen the Transformation foundation and the development of innovation and digitalization initiatives. The objective is to continue building the portfolio that ensures the achievement of long-term goals. Our specific purposes are:

- To ensure the implementation and development of the work plans defined for the three digitalization initiatives.
- To improve the appropriation and culture of innovation at all levels of TGI's collaborators to qualify as a highly innovative company.
- To progress in the work plans' definition and implementation of the pilots to make viable the opportunities identified for new businesses in Biogas and Micro LNG. In addition, we seek to offer the market liquefied gas molecules.
- The hydrogen road map's development for TGI and Grupo Energía Bogotá is one of the most significant bets on sustainability and decarbonization.
- To substitute 8.3 MCFD in industries through contributions in technology conversion, connections, adjustments, and other services needed to facilitate the change to natural gas.
- To reactivate the natural gas thermal park through the different contracting modalities offered to thermoelectric generators.
- To replace 5% of the diesel cargo fleet in the country and convert 40,000 new license plates to NGV¹.
- To continue developing or participating in large-scale LNG import initiatives.
- To progress in the hydrogen road map's development for TGI and Grupo Energía Bogotá as one of the most significant bets on sustainability and decarbonization.

1. This particular target is set to be met by 2023

Our opportunities

Our main opportunities are promoting the substitution of fossil fuels with high emissions in the industry and reactivating the natural gas thermal park through incentives and flexible rates options. In addition, it considers the contracting that TGI offers to thermal power stations promoting their competitiveness. This will allow us to continue positioning natural gas as a leading energy source essential for the country's thermal generation.

Keeping in mind the midstream businesses, we consider relevant the search for acquisition and development opportunities for brownfield projects (projects carried out on pre-existing infrastructure). Those projects are associated with gas pipelines, regasification stations, liquefaction and small-scale regasification, and other services related to natural gas

Furthermore, (in terms of mobility) we will continue to promote the change of vehicles to NGV. Thus, leading to the transformation of the country's cargo and passenger vehicles fleet. Finally, we identified a unique opportunity in biogas.

Therefore, we consider it is possible to integrate biogas and biomethane into the energy matrix of industrial complexes. In that way, we progress in the proposed emission reduction goals by substituting other fuels, such as LPG, diesel, and CNG.

Gas Compressor Station
Curumani. Collaborator



04

Decarbonization and Climate Change

Tree sowing La Guajira

Hydrogen for
the future

DECEMBER 12, 2015. ON A HISTORIC DAY FOR THE WORLD, THE PARIS AGREEMENT WAS SIGNED, AND DIFFERENT COUNTRIES, LIKE COLOMBIA, COMMITTED TO INCORPORATING MEASURES TO REDUCE THEIR CARBON EMISSIONS TO FACE THE IMMINENT IMPACTS OF CLIMATE CHANGE.

Climate change is not an easy challenge, and for this reason, the country has developed different strategies that have outlined the decarbonization path that must be followed to fulfill this purpose. One of the proposed strategies is the Hydrogen Route, which aims to contribute to the implementation of hydrogen as an evolution of the energy transition that strengthens Colombia's commitment to reducing emissions. This element does not generate direct greenhouse gas (GHG) emissions or almost any other polluting emission during its final use. It is an attractive and interesting alternative in the decarbonization process of multiple final services in the medium and long term.

However, such an ambitious scenario requires the conjunction of different efforts and initiatives to allow the materialization of the Hydrogen Route, mainly when its value chain includes several phases that require specialized approaches in each one. From our parent company Grupo Energía Bogotá, a specialist in the Generation business, we begin to develop initiatives that allow the production of quality hydrogen for its subsequent storage, transportation, distribution, and commercialization, aiming at massifying the renewable energy matrix in Colombia.

At TGI, in the same way, and as part of the transformation pillar, we have begun to explore our role as a driver of the hydrogen strategy from the sector for the country's energy transition process.

In this way, in a joint effort with the Universidad del Valle, we analyze the impact of hydrogen on the infrastructure focused on transportation. We establish the scenarios of possible changes in our operation and make projections based on micro-LNG as a pilot to understand the implications in transport and distribution to the end-user.

We are aware that to achieve these objectives, we face the challenge of conceiving how to include hydrogen for transportation in our infrastructure and leading a plan that allows establishing the regulatory framework for this activity. We seek to develop the chain to understand the potential response from the industry, strengthen the technical skills of our human capital, potentialize new investments for the operation, and design strategies that ensure environmental and safety compliance for the processes.

This is our commitment to transformation. The future is before us today, and at TGI, we are ready to face it.

Climate strategy and decarbonization

VALUES

- Integrity
- Focus on results
- Empathy
- Teamwork with individual responsibility

IMPACTS LIMIT

- Collaborators
- Clients
- Board of directors
- Government and control entities
- Communities and territory actors
- Contractors and suppliers
- Investors
- Financial institutions and risk rating agencies
- Shareholders
- Strategic partners and allies
- Final consumers

PRIORITIZED SDGs

 7.2, 7.3	 9.4	 12.2, 12.4
 13.1	 15.2	

(103-1)
(103-2)
(103-3)

"CLIMATE CHANGE IS A REALITY. THIS PHENOMENON ARGUABLY POSES THE GREATEST THREAT TO LIFE ON THE PLANET, SO ITS MANAGEMENT AND EFFORTS TO KEEP GLOBAL WARMING BELOW 2°C ABOVE PRE-INDUSTRIAL LEVELS WILL BE VITAL TO AVERTING A CLIMATE CATASTROPHE."

"To incorporate good practices and promote **actions aimed at protecting the environment**, preventing pollution, and adapting and mitigating climate change in our operations."
Commitment N° 8, Sustainability Policy

This commitment has driven us to become aware, implement actions and improvement plans related to the activities of our businesses to reduce our Carbon Footprint and contribute to the environmental conservation.

Global efforts to achieve a low-carbon economy, to slow down climate change, have increased natural gas growth projections as the most conducive energy for the transition from conventional fuels to renewable energies. These projections impose on us the great challenge of promoting and facilitating the use of this fuel and

thus strengthening our leadership as part of the low-emission generation chain.

We currently have a Strategy and Sustainability Policy that direct our efforts to the environment management and the climate change, focusing mainly on the operational control. This way, we are focused on activities, both administrative and operational, where we have full autonomy to introduce and to implement procedures to manage, control, and account for emissions generated by TGI.

In the case of gas transport, the most significant emission sources come from systems directly linked to the operation of engine-driven compressors, the release of natural gas, and systems to dispose of purge and waste gases. This release can occur either by operational and maintenance activities, emergencies such as gas pipeline breaks, or by continuous methane emissions from equipment leakage.

Our main goal for climate change management was **to achieve a 3% reduction in the 158,178 tonnes of CO₂** equivalent in reported emissions in 2019, our base year. Although impacted by climate

contingencies it was achieved by implementing reduction and compensation actions. Some examples of these actions are the **elimination of periodic vents in the Boquemonte-Briceño gas pipeline section**, through the installation of an automatic regulation system, and the purchase of 72,000 carbon credits.

Each year we evaluate our performance by measuring our Carbon Footprint under the guidelines of the NTC-ISO 14064-1: 2020 standard and the GHG Protocol. Our 2021 Carbon Footprint Report will be verified by an independent third party in 2022.



Gas Compressor Station
Villavicencio

Decarbonization Blueprint

WE DEFINED OUR DECARBONIZATION BLUEPRINT IN 2021. IT DELIMITS OUR ACTIVITIES IN RELATION TO CLIMATE

Consolidating them in the Decarbonization Plan. It also establishes the action fronts and goals on which we focus. This plan, and therefore our management,

focuses on three fundamental aspects: operational efficiency; innovation, development, and strategic alliances; and nature-based solutions.



We make a commitment to **energy transition** through decarbonization.



We seek to contribute to the fulfillment of the **Sustainable Development Goals** and the purpose of limiting the global warming of the Paris Agreement and COP 26.

DECARBONIZATION PLAN

1

OPERATIONAL EFFICIENCY

Technological conversion to low-carbon fossil fuels.

2

INNOVATION, DEVELOPMENT, AND STRATEGIC ALLIANCES

Participation of renewable gas projects linked to decarbonization.

3

NATURE-BASED SOLUTIONS

Compensation in strategic ecosystems. It is EQUIVALENT to restoring an area of 220 hectares (approximately 244,420 trees), which would be 21 times El Virrey park.

GOALS

2022

50%

Fugitive emission baselines

25%

Decrease fugitive emissions from measured and accumulated baseline in 2022

2%

Reduction of GHG emissions

CERTIFICACIÓN

- Carbon Neutrality
- Four compressor stations in ISO 50001

2030
51% reduction
 2050
100% TGI zero-
net carbon
 emissions



We contribute to avoid the increase of the global average temperature to no more than 1.5 c, and to lay the foundations for rebuilding regional economies, establishing a sustainable path towards the recovery of the planet.



ACTION FRONTS

Use of alternative energies measurement of fugitive emissions ISO 50001 certification operational reengineering.

- Circular economy
- Special projects
- Biogas
- Green hydrogen
- Unidos por un Nuevo Aire Covenant
- National Carbon Neutrality Program
- Naturgas Alliance
- TCFD
- Participation in renewable gas projects
- Voluntary Compensation in the District
- Approval of ANLA Compensation Plan (400 hectares)
- Purchase of Carbon Credits

GOALS

2023
2025

400 Ha

Compensation of areas approved by ANLA

90%

Compensations in strategic ecosystems

100%

Elimination of TEAS relief systems

VOLUNTARY COMPENSATION

Purchase of carbon credits

CIRCULAR ECONOMY

Implementation of two programs by each ECG.

100%

Baseline of emissions and GHG

25%

Hybrid vehicle fleet



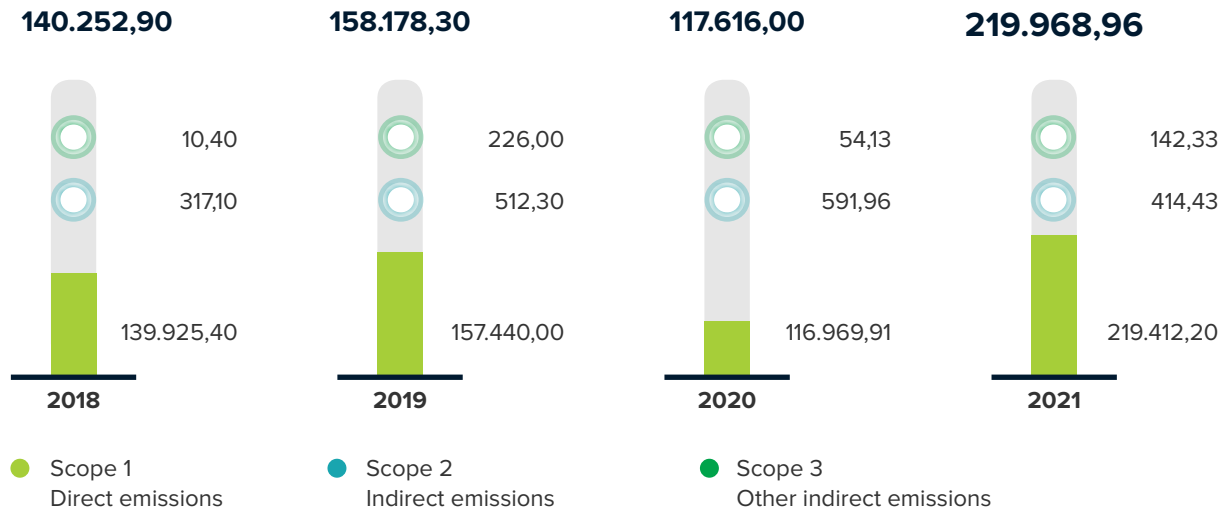
OPERATIONAL EFFICIENCY

As part of our decarbonization plan, we consider it essential to strengthen the organization's emissions measurement. This is how we properly manage our activities,


working on initiatives to reduce these emissions, such as the use of alternative energies and the technological conversion to low-carbon fossil fuels, like natural gas.

(305-1)
(305-2)
(305-3)

GREENHOUSE GAS EMISSIONS



(OWN) MEASURED FUGITIVE EMISSIONS¹



EMISSIONS INTENSITY²

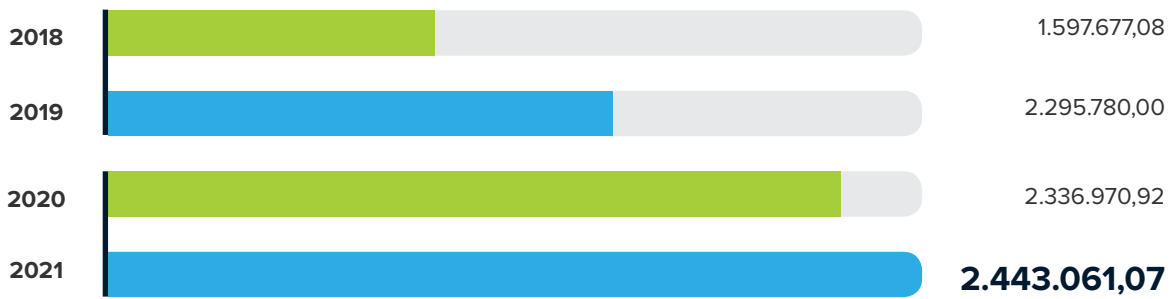


¹ Data on progress in infrastructure leakage measurements, reported in tons of equivalent CO₂.
² Data reported in tCO₂eq/million cubic feet of transported gas in the year.

(302-1)

We are also committed to energy management, seeking to achieve better performance in terms of energy efficiency.

**ENERGY CONSUMPTION
WITHIN THE ORGANIZATION³**



³ Data reported in gigajoules.



Agroforestar Program
Sabana Larga - Casanare



INNOVATION, DEVELOPMENT AND STRATEGIC ALLIANCES

(OWN) CIRCULAR ECONOMY PROJECTS


One of the most relevant fronts of action in terms of innovation and development regarding climate change is the promotion of circular economy. To venture into this model, we signed three co-responsibility agreements with external managers for the integral management of non-hazardous usable solid waste. In this way, waste deposited in landfills is reduced and our circular economy model is enhanced. In addition to the previous initiative, we trained our collaborators on sustainable purchasing, the efficient use of natural resources, and the management of solid waste.

Also, we work on the assets derecognition process and public auction to recycle obsolete elements or surplus scrap, waste electrical and electronic equipment, and hazardous waste with usable nature.

(OWN) R&D STRATEGIC ALLIANCES


We consider strategic alliances at TGI as a fundamental aspect to promote innovation. **In 2021 we invested COP 188,268,600 in research and development** through an alliance with Universidad del Valle, within the framework of the design and application of materials to store and transport hydrogen. We sought to advance in our path of transformation and energy transition.

Additionally, our strategic alliances with other agents in the gas chain allow us to develop commercial and commercialization strategies that promote and develop the use of vehicular natural gas (NGV) in mobility. In this way, and in line with our Decarbonization Blueprint, we contribute to the substitution of diesel and other high-emission fuels by replacing them. This is exemplified in Bogotá's massive transport system, in which the different vehicles that make up the city's gas fleet have resulted in a reduction in emissions worth 198,517 tons of CO₂ compared to other technologies⁴.




**94.477 Ton
CO₂**

Transmilenio bi-articulated buses



**39.342 Ton
CO₂**

Transmilenio articulated buses



**64.698 Ton
CO₂**

SITP Transit Buses

⁴ Consolidated data since the beginning of the project in 2019 and as of December 31, 2021.

**(OWN) TOTAL INVESTMENT
IN PROJECTS FOR ENERGY
TRANSITION**

Innovation, development, and strategic alliances are a fundamental part of achieving an efficient energy transition. However, promoting this transition requires investments in research and projects to continue our transformation. Having this objective in mind, we invest at TGI in projects for the **energy transition for a total amount of COP 6,787 million.**

**INVESTIGATION AND DEVELOPMENT
BIOGAS PROJECTS**

\$29.998.600

**HIGH-EMISSION FOSSIL FUEL SUBSTITUTION PROJECTS
IN THE TRANSPORT, INDUSTRIAL, ENERGY, AND
DOMESTIC SECTORS.**

\$6.757.248.948

**TOTAL INVESTMENT IN PROJECTS
FOR ENERGY TRANSITION**

\$6.787.247.548



Our most relevant achievements in 2021

2021 WAS A YEAR OF SIGNIFICANT PROGRESS IN RELATION TO CLIMATE STRATEGY AND DECARBONIZATION PROCESSES, AMONG WHICH WE WANT TO HIGHLIGHT THAT:

1 We established the TGI Decarbonization Blueprint to reach net-zero by 2050.

2 We consolidated projects in terms of operational efficiency, such as the automation of the Boquemonte-Briceño section's regulation system, the mechanical adaptations in Guaymaral's city gate, and the operational maneuvers of lines depressurization, which prevented the emission of approximately 9,848.45 KPC of methane into the atmosphere.

3 In recent months, we have measured 5% of fugitive emissions from infrastructure, contributing to our official target of 50% by 2022.

Through the contract executed by Enagás, we carry out activities to detect and measure fugitive emissions on El Porvenir-La Belleza gas pipeline and Cusiana-Apiay gas pipeline, including the gas compressor stations that are part of the infrastructure.

4

(302-1)

We started the process of purchasing 72,000 carbon credits as a voluntary compensation measure to repair the greenhouse gas emissions, generated by contingencies caused by natural events during 2021. This transaction is expected to be completed in the first quarter of 2022.

5

We are linked to the Unidos por un Nuevo Aire (United for a New Air) Covenant and the Tree Counter Program of the Ministry of Environment and Sustainable Development (national goal). In addition, we consolidate the contracts required to plant trees and thus contribute to the compensation of emissions.

6

Own) Socializations with groups of interest. In terms of education and groups of interest awareness, we conducted 239 socializations and environmental workshops with municipal authorities and communities on the TGI Risk Management Plan and the consequences of climate change.

Gas
Compressor
Station

Our opportunities in 2022

ON OUR WAY TO DECARBONIZATION, WE HAVE IDENTIFIED SEVERAL ASPECTS THAT, WHILE CHALLENGING, PRESENT THE GREATEST OPPORTUNITIES FOR PROGRESS TOWARDS EMISSION REDUCTIONS, INCLUDING:

1 To strengthen the calculation of our annual Carbon Footprint, mainly the measurement of fugitive emissions in the equipment, accessories, installations, and other elements that make up our gas pipelines with more than 4.000 km installed.

2 To fulfill our commitment to the repair and offsetting of our emissions, once the fugitive emissions associated with our operation are more accurately identified.

3 To explore new opportunities and alternatives to substitute electrical energy consumption by photovoltaic energy, and eventually the definitive shutdown of flare stacks in our compressor stations.

4 To innovate and develop new business opportunities associated with the use of hydrogen and biogas as clean fuels, [\(see chapter Innovation, technological development and disruptive business\)](#).



Our purposes 2022

IN LINE WITH THE DECARBONIZATION BLUEPRINT, WE HAVE DEFINED A SERIES OF GOALS TO LIMIT GLOBAL WARMING AND ESTABLISH A SUSTAINABLE PATH TOWARDS THE PLANET RECOVERY.



DECARBONIZATION BLUEPRINT GOALS

GOALS

2022

50%

Baseline of fugitive emissions

25%

To decrease fugitive emissions from measured and accumulated baseline in 2022

2%

Reduction of GHG emissions

CERTIFICATION

- Carbon Neutrality
- Four compressor stations in ISO 50001

GOALS

**2023
2025**

400 Ha

Compensation of areas approved by ANLA

90%

Compensation in strategic ecosystems

100%

Elimination of TEAS relief systems

100%

Baseline of emissions and GHG

25%

Hybrid vehicle fleet

VOLUNTARY COMPENSATIONS

Purchase of carbon credits

CIRCULAR ECONOMY

Implementation of two programs by each ECG.

Manizales – Caldas

In addition, we have defined the following goals:

- To identify and quantify the impact prevented on the consumption of electrical energy by using solar panels
- To reforest for environmental obligations of 100 hectares by 2022, and a total of 156 hectares over three years.
- Voluntary compensations within the framework of the "Unidos por un nuevo aire" program of Bogotá's District Secretariat of Environment.

EMISSIONS REDUCTION

In the medium term we plan to work on five main projects:

1. Reduction of the electrical energy consumption of 15 TGI facilities, implementing a self-generation system with solar panels.
2. Reduction (and eventual elimination) of the amount of burned waste gas in the compressor stations' flare stacks. Methane vents will only be allowed for emergency or safety cases.
3. Reduction of fugitive methane emissions through the development of systematic inspections and prioritization of repairs included in maintenance programs.
4. Systematic minimization of methane and carbon dioxide emissions from engineering and equipment design, considering the following criteria:
 - Minimization of possible fugitive emissions and vents.
 - Optimization of combustion and operational efficiency.
 - Selection of equipment and consideration of future improvements.
5. Replacement of pneumatic actuators operated with natural gas with air-operating, electrical, or mechanical equipment (where practical).

CIRCULAR ECONOMY

By 2022 we propose:

1. The preparation and design of the Sustainable Purchasing Manual, focused on:
 - Efficient use of natural resources.
 - Improved waste management.
 - Better air and water quality.
 - Decrease in the use of hazardous chemicals.
2. Reduction of domestic and industrial wastewater in compressor stations.

For more details on our management in circular economy, see chapter [Environmental Performance](#).



05 Environmental Management

Beneficiaries of the rural
gasification program
Guamal Township – Boyacá

Natural gas
transforming
territories

MIRAFLORES IS A MUNICIPALITY OF 8,000 INHABITANTS, LOCATED IN THE DEPARTMENT OF BOYACÁ, THREE AND A HALF HOURS FROM THE CAPITAL OF THE DEPARTMENT, TUNJA.

Miraflores is a municipality of 8,000 inhabitants, located in the department of Boyacá, three and a half hours from the department capital, Tunja.

7 km from the municipal seat, we find the Guamal path, a town that has historically experienced severe difficulties with energy supply despite being close to the populated center. These problems are caused by its dependence on firewood as a domestic fuel to develop its daily activities.

In 2021, thanks to the effort developed by TGI, in collaboration with the municipal administration of Miraflores and the participation of the community, 91% of the population of Guamal had, for the first time, access to home gas services, and thus enabled families to establish safer, healthier, and fewer contaminant life habits.

The installation of the service has changed the community's life in Guamal, and contributed to the

preservation of the municipality's environment. "For many years, we looked for resources from different sides, and we had no access to them. Thanks to TGI, which provided resources for this great project," says Francisco Soler, President of the municipality's Community Action Board.

"I am thrilled with my service. It has brought me a lot of well-being; it prevents me from carrying cylinders and cooking with firewood, which is harmful to my health," Beatriz Sánchez, a project beneficiary, tells us.

At TGI, we develop valuable projects for the communities which promote the diversification of local development dynamics, the generation of new jobs, and the improvement of well-being conditions. In the end, that is our purpose: to improve lives with sustainable and competitive energy.

[Click here to see the video:](#)

VALORES

- Life is first
- Integrity
- Empathy

IMPACT LIMITS

- Communities and territorial actors
- Investors
- Government entities
- Board of Directors
- Shareholders

PRIORITIZED SDGs



9.1, 9.4, 11.2



(103-1)

OUR SUCCESS GOES BEYOND BUSINESS DEVELOPMENT AND FINANCIAL PERFORMANCE. IT DEPENDS ON THE RELATIONSHIP WE ESTABLISH WITH THE COMMUNITIES AROUND US.

We understand that our operations and projects' viability and the local communities' well-being are interdependent. Therefore, by positively transforming territories and creating quality opportunities and conditions, the growth of our businesses and the value generation for all our stakeholders are increasing faster.

The Stakeholder Relations Manual and the Protocol for Community and Territorial Actor Relations, published in 2021, help us understand and assimilate the local and regional environment through a proactive relationship that positively impacts the inhabitants' lives. In addition, a social, professional team -located in the different operational centers of the country- manages and keeps permanent communication with communities, authorities, and other territorial actors.

(103-2)

At TGI, we work to prevent and mitigate the risks and potential impacts our activities could bring. Hence, according to the environmental policy instruments that regulate our operation, all project stages are managed to respect human rights.



Generamos progreso y calidad de vida en las comunidades

(103-3)

To contribute to the regions' prosperity and improve people's quality of life, we implement

- ◆ **social activities and projects** that strengthen the local economy, value creation, and development in the territories. These projects were developed following the Social Management Plan (SMP) programs, which are part of our Sustainability Policy and the international standards. The objective is to contribute to achieving the Sustainable Development Goals (SDGs). The SMP includes six (6) programs: Secure Networks, Networks to Learn, Networks that Empower, Competitiveness Networks, Progress Networks, and Ancestral Networks.

Considering the infrastructure network's extent, we prioritized the areas of influence where we had the most remarkable presence due to operational maintenance activities or the projects developed.

With this exercise, we achieved significant coverage of social management and reached

448 villages in **105** municipalities and **16** departments,

despite the challenges imposed by the COVID-19 pandemic. In addition, as part of a pilot program, we measure and analyze the impact of ten social projects, highlighting:



THE QUALITY

of family life of 86% of the interviewees improved to some extent due to our activities.



95%

of the interviewees recognize the present and future benefits of our social investment.



THERE IS

high recognition for our social investment support.

We invested **1.917'354.381 COP** in communities.

This investment does not include charitable donations that went up to 51'192.059 COP.

Our social and environmental investments:

The communities value them.

Generate material and long-term benefits.

Consider the territory's specifications

Show harmony and complementarity with our activities.

They are complementary or shared, as far as possible, with other entities that we meet in the territories and with which we share common purposes.

At TGI, we create decent opportunities and conditions of well-being for the communities in which we operate. Everything within the framework of respect for human rights and close and inclusive relationship building. Also, we understand the territories' specific dynamics and needs. At TGI, we are positive change agents.

Tree planting
La Guajira

SOCIAL CONTRIBUTIONS

In 2021, through some of our projects:

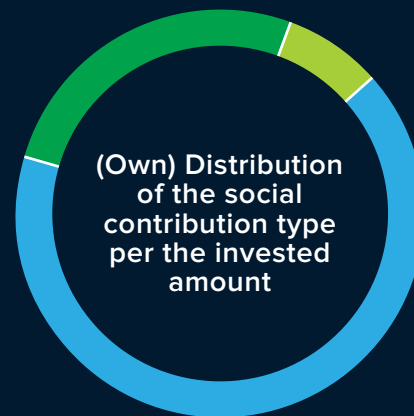


26,12 %

Social strategic investment

7,54 %

EMP implementation- social component



66,34 %

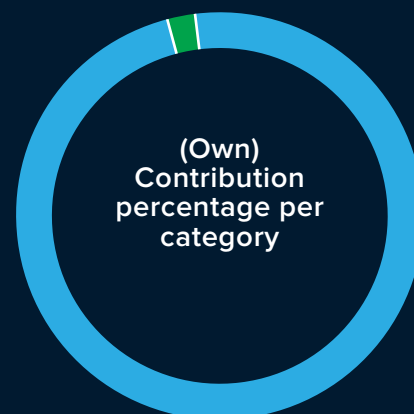
Value creation projects

2 %

In-kind contribution

0,21 %

Contribution in employee's paid volunteer hours



98 %

Administrative expense contribution in social investment by in-kind contribution

We contributed to prosperity and poverty reduction

11 519

◆ **people benefited** from our social investment programs.

◆
(203-1) **Main impacts:**
(203-2)



(GRI 203-1)

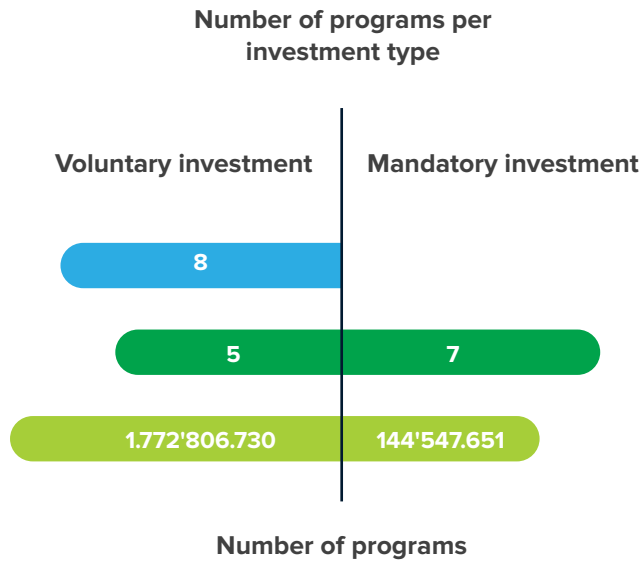
Other social investments

(Own) Social investment type

Supported service and infrastructure investments

Other social investments

Total social investment (COP)



(Own - Return on our social investment SROI)

In 2021, the generated return to society for every USD we invested in social programs was USD 0.72.


**COMMUNITY
ENGAGEMENT**

(413-1)

100 %
of our operations
have community
participation
programs,
development
programs, and/or
impact assessments.

(Own - Institutional strengthening)
(Own - Dialogues between the
community and the organization)

560



**We involve local
authorities, such as**

- Mayors
- Municipal secretaries
and procurators
- Municipal Risk
Management Council

1.091



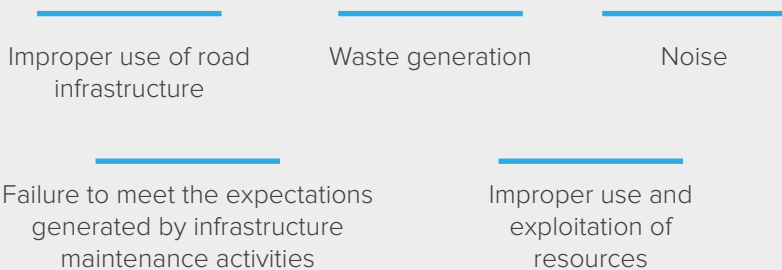
**We addressed
issues such as:**

- Healthy coexistence
with the pipeline
- Our operational
activities
- Disaster risk
management

**NUMBER OF
MEETINGS HELD**

(413-2)

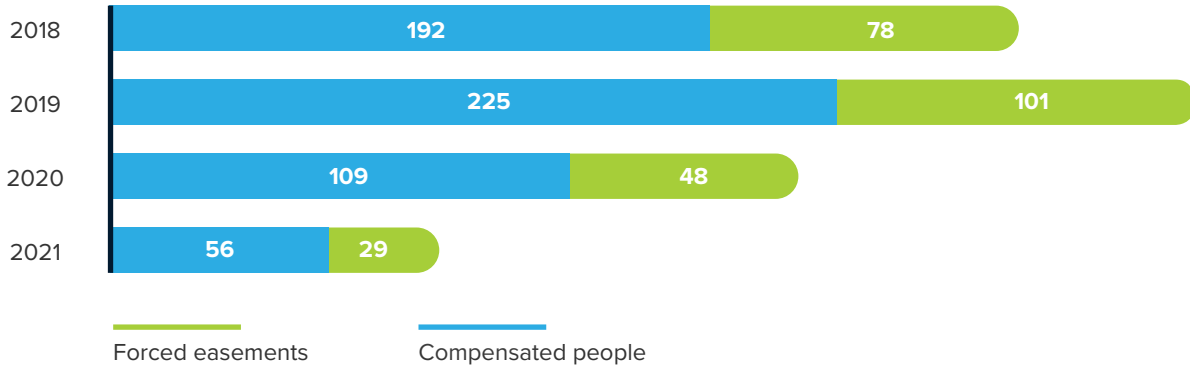
◆ We manage the **negative impacts** that may arise from our operations in the country.



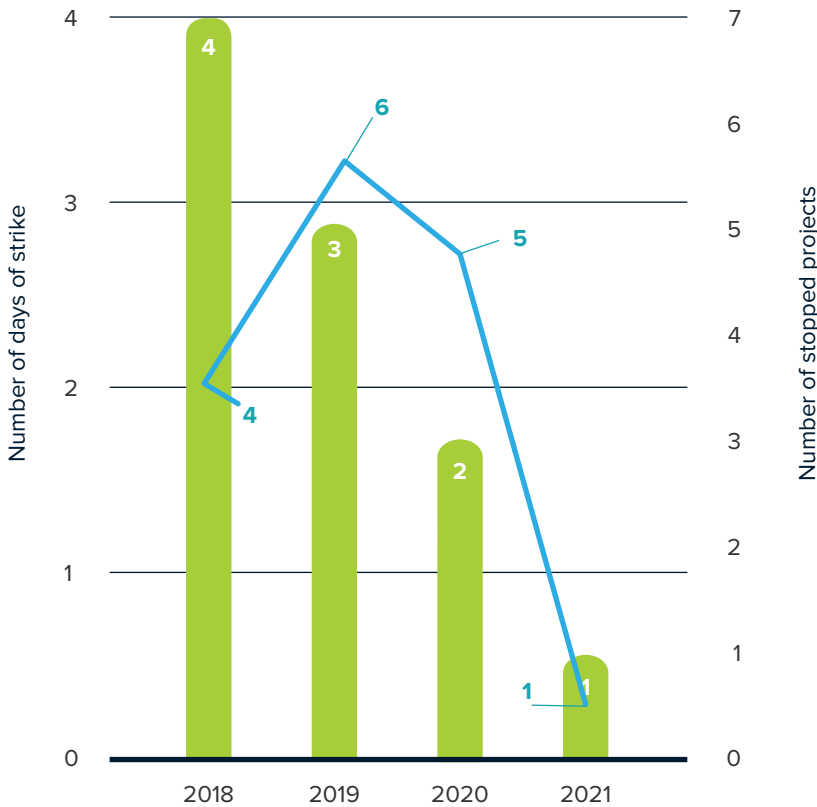
◆ **How do we manage them?**

- Clear and transparent
- Project development for the road infrastructure's maintenance or adaptation
- Use of technology that generates less noise
- Collection, transport, and use of non-hazardous solid waste

(Own) Number of forced easements



(Own) Total number of de facto actions that affected the operation



In 2021, there were no people physically and/or financially resettled because of our projects.

(Own) Number of complaints resolved about community impacts related to the contractors' behavior



(Own) Total number of de facto actions that affected the operation)

	2018	2019	2020	2021
PQRS resolved within established timeframes	137	169	135	159
PQRS resolved outside the established timeframes	206	154	41	11
Right to petition resolved within established timeframes	137	169	135	159
Right to petition resolved outside the established timeframes	206	154	41	11



Suratena Shelter
Risaralda

Our most significant achievements in 2021

- 1** We developed 19 social programs following the SMP, and we achieved a social investment of COP 1,968,546,440 (own) social investments.
- 2** We supplied and installed solar power plants in 15 indigenous communities.
- 3** We carried out the ethnic characterization and environmental analysis of 294 communities on the Ballena-Barrancabermeja gas pipeline, and 30 communities in the municipalities of Marsella (Risaralda), Natagaima, and Coyaima (Tolima). As a result, we updated the social baseline study and met their central authorities.
- 4** We widened the Community Leaders Strengthening Program's coverage reaching 300 leaders that represented 100 villages and 49 municipalities.
- 5** We changed lives through the voluntary service and donations of our collaborators. For example, we reached a population of 820 children from six villages and four ethnic communities by improving sports infrastructure and spaces and holding holiday parties with the communities.
- 6** We defined corporate guidelines for ethnic community relations, emphasizing prior consultation processes.



Our goals in 2022

1

Strengthen woman's full and effective participation in our supply chain.

2

Through our community leadership strengthening program, we promote women's and youth leadership in the territories under gender equity and generational change.

3

We will continue measuring and analyzing the impact of our social investment.

4

We will employ the perception survey of community and territorial actor relations. It will allow us to measure and know the opinion on corporate social responsibility, including social programs and the relationship between contractors and suppliers in our areas of influence.

Leaders of Community Action Boards

Montes Village,
Los Robles sector



Our opportunities in 2022

1

Execute new mechanisms of social investment (construction per taxes).

2

Strengthen leadership and institutional management capacities.

3

Define early relationship strategies.

4

Avoid negative impacts of our projects based on preventive actions in human rights due diligence.

5

Make strategic alliances with municipal authorities and territorial actors to promote the dynamization of local and regional economies.

6

Provide labor participation to local communities and encourage the contracting of goods and services from companies in the area of influence in the territories.

7

Incorporate innovation processes in the relationship with our areas of influence -helped by interactive tools- to obtain greater coverage and presence in the territory.

VALUES

- Life is first
- Integrity
- Empathy

IMPACT LIMITS

- Employees
- Contractors
- Local communities

PRIORITIZED SDGs



16.7

Human Rights and Interculturality

We defined the Human Rights Due Diligence model whose goal is guaranteeing the management of the adverse impacts on people and communities

FOR TGI, RESPECT FOR HUMAN RIGHTS IS A CORE PRINCIPLE IN THE RELATIONS WITH STAKEHOLDERS IN OUR VALUE CHAIN. WE ARE AWARE THAT PROPER HUMAN RIGHTS MANAGEMENT

enables us to prevent and mitigate legal, reputational, social, and financial risks that the company might face.

We understand the real and potential impact of our operations, so we designed and implemented a work plan that contributes to closing gaps identified in human rights assessment processes to align our management with the standards and benchmarks in that regard.

Management in 2021 was based on a comprehensive diagnostic process carried out in TGI to know the current state of our management and identify the main

opportunities for improvement in that regard. The process was designed based on the United Nations Guiding Principles on Business and Human Rights and other standards that integrate these principles into their guidelines such as those included in the chapter on human rights of the OECD Due Diligence Guidance for Responsible Business Conduct Guideline. The result of the implemented diagnostic was identifying that our state of implementation is 36%.

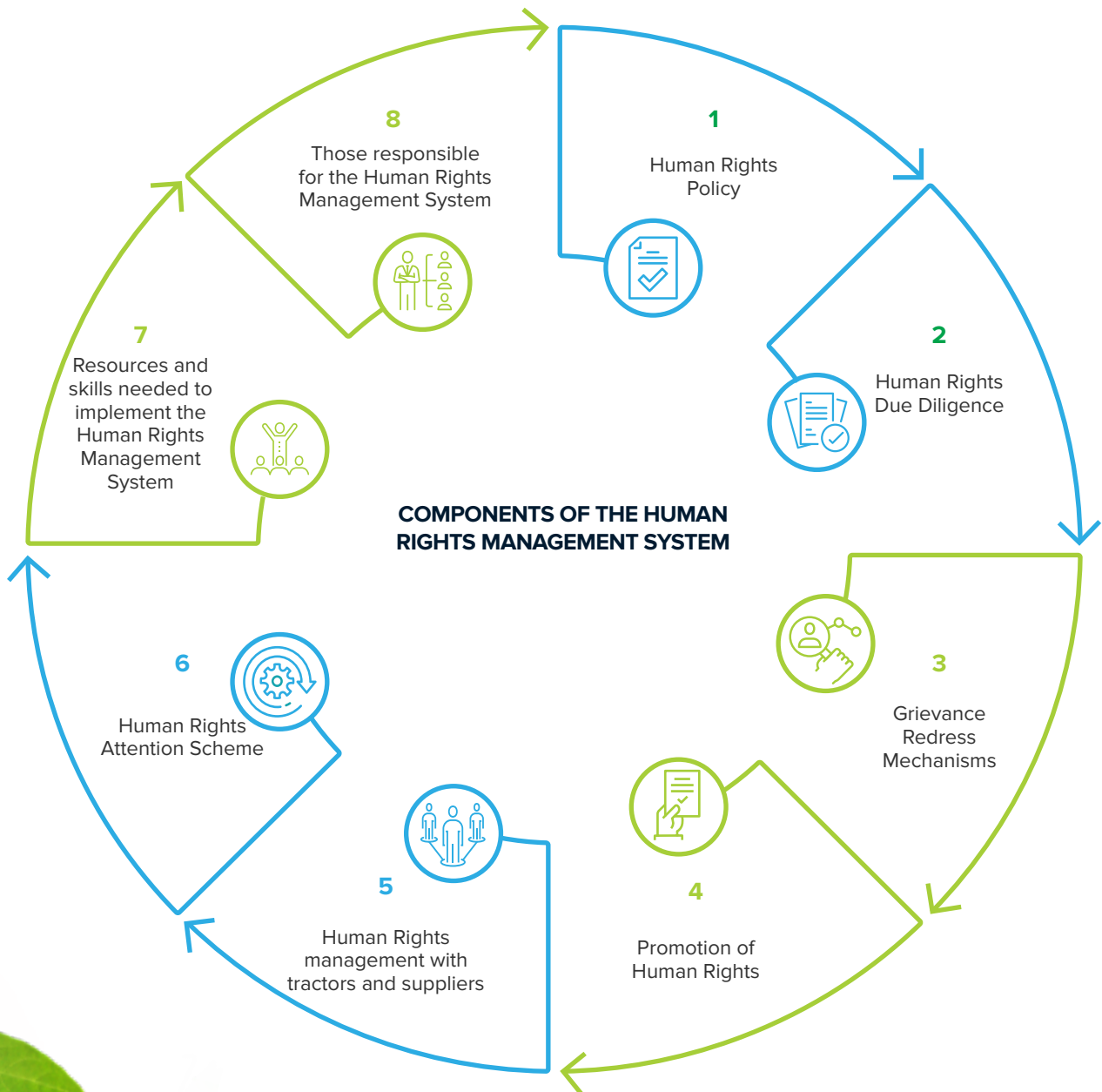
This diagnostic allowed us to define the project blueprint to focus our efforts on human rights management for 2021.



Human Rights management system

The Human Rights Management System was established in 2021 to perform the actions that guide this management within the framework of due diligence, respect, and the promotion and respect of Human Rights in a systematic, articulated,

traceable manner and focusing on continual improvement. This system involves all the areas of TGI and smooths the path for implementing best practices in the interaction among collaborators and contractors.



Human Rights Engagement and Governance

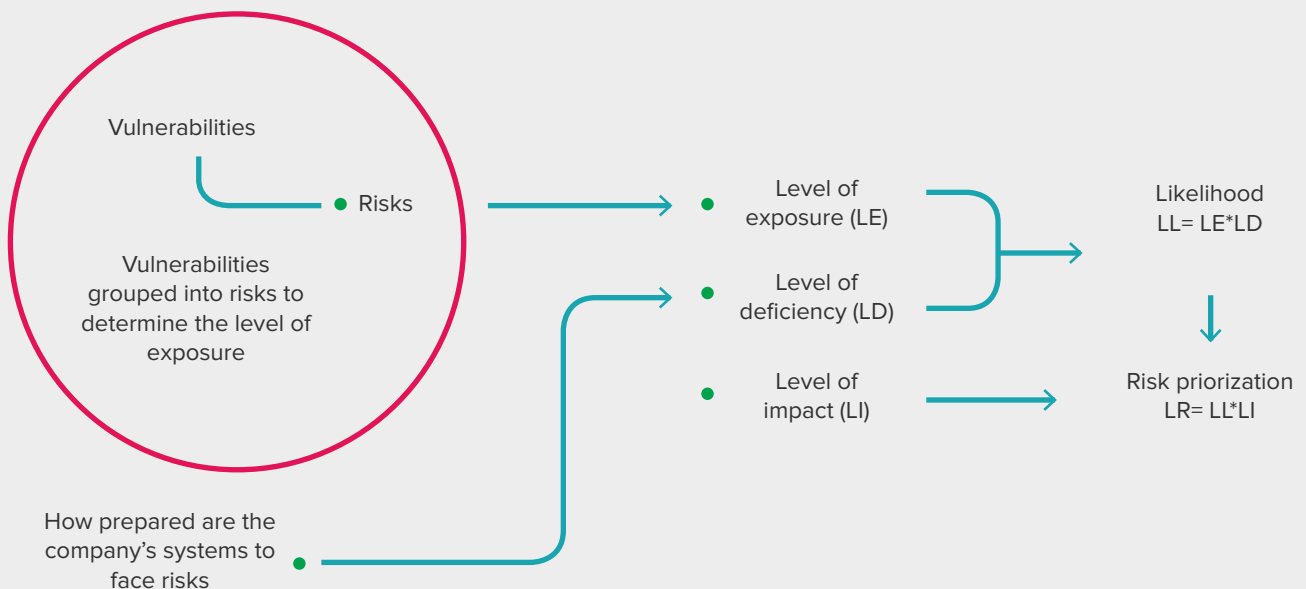
(Own) The TGI S.A. ESP Human Rights Policy was approved by the Presidency committee in September 2021. This policy establishes the principles and guidelines that guide us in the fulfillment of the ethical and legal obligation of respecting, promoting, and redressing human rights in all proceedings and interaction scopes.

Last year's management also comes in the form of the definition of the guidelines for the revision and implementation of recommendations that allow the promotion of respecting human rights in the development of our activities. They were approved by the Corporate Governance Committee, Sustainability and Human Talent of TGI's Board of Directors.

(Own) Human Rights Due Diligence Model

(Own) The Due Diligence Model provides the assessment of the real and potential risks associated with human rights as one of its in accordance with their nature and magnitude, following TGI's Human

Rights risk mitigation hierarchy. For this purpose, we have defined our **Human Rights Due Diligence Model**, which has been adapted to the Company's type of operation and activities.

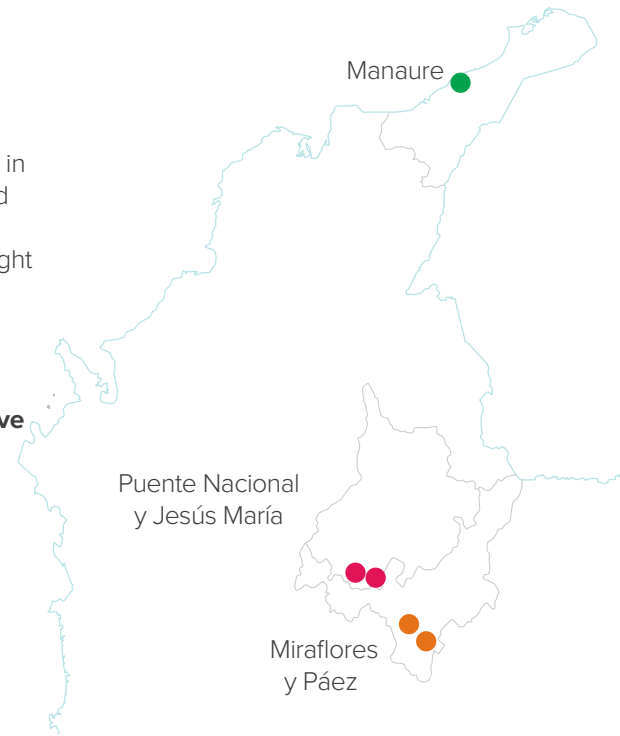


Human Rights risk and impact analysis

We began the Human Rights risk and impact analysis and assessment exercise having as base 5 prioritized territories due to the greater demand for activities in operation, maintenance, and projects. These territories are: Miraflores and Páez, in Boyacá; Puente Nacional and Jesús María, in Santander, and Manaure, in La Guajira.

107 vulnerabilities were identified in that exercise, which were grouped under risk parameters in the triple bottom line for the impact they might represent in the economic, social, and environmental spheres, and their correlations.

14.95% of the identified risks have a potential impact in the three spheres: economic, social, and environmental.



Suratena Shelter
Risaralda

(412-1)

In 2021 we conducted the Human Rights risk and impact assessment in 17% of our operations. The assessed compressor stations were:



(Own)

Human Rights risk identification and consolidation

The risk identification and consolidation process starts from the vulnerabilities consolidation that is performed in the execution of the Due Diligence Model. These risks are contextualized in the outlook of the sector and analyzed according to their effect on TGI's operation.

RISK	INDUSTRIAL CONTEXT	DESCRIPTION
Overvaluation of financial assets	An inherent risk in the industry that turns companies into benchmarks for the development of the regions above vocation, traditions, and culture on different scales.	The use of the resource on which the organization counts to operate, redress, and/or compensate for any impacts caused.
Supply Chain: Formalization and Training	Operational improvement of the supply chain actors – Supply chain agility to respond to the sector or industrial changes.	Supply chain with poor skills, little training, and is highly regionalized.
Legal Minimum	Complying with the minimum legal standards required to participate as a player in the sector. Keeping the company in a comfortable position.	Fear among the organization of having a dialogue with stakeholders, especially external ones, focused on best practices.
Social License	Promises or commitments to the community, especially in socialization processes that are ultimately unfulfilled or that escape adequate management from the organization.	The rush of starting new activities, and projects leads the company to premit the addition of the social license costs to the project budget.
Taking advantage of a dominant position	Being a national-wide prioritized sector might lead to a lack of empowerment from other organizations that make part of the supply chain in the sector or the territory.	The existence of power asymmetry generates negative dependences that outweigh the corporate purpose of the company.

RISK

Organizational Management

INDUSTRIAL CONTEXT

Internal and external articulation of the organizational vision, creating territorial value to promote business and sector development and growth.

DESCRIPTION

Articulation, socialization, and implementation are the management processes in the Human Rights and Due Diligence framework.

Supply chain

Acknowledging Joint and Shared Responsibility that overweighs the contractual relationship with the supply chain.

Alignment from the Human Rights and Due Diligence management system's elements.

Labor skills management

This sector has high expectations for collaborators' well-being during their working time and their compensation and retirement plans reaching the supply chain.

Increasing duties and labor skills discretion to go beyond what is established in the operations manual for job duties.



Human Rights Training

(412-2)

For TGI, respect for human rights is a necessary condition for the development and sustainability of the business; thus, in 2021 the

human rights training plan targeted at collaborators and contractors was designed. The main topics were:

- Social environmental management and human rights.
- Petitions, Complains, Claims, and Suggestions (PQRS) management from a human rights approach.
- Security and human rights.
- Due diligence in multicultural relations.
- Fundamental rights at work.
- Human rights risk and impact analysis.
- Fundamentals of human rights due diligence in companies.
- Human rights conceptual and institutional framework
- Human rights challenges in the company.

(412-2)



COLLABORATORS

11 workshops

22 training hours

448 people equivalent to 97% of all collaborators



(OWN) TRAINING IN HUMAN RIGHTS AND GENDER FOR CONTRACTORS AND SUPPLIERS



CONTRACTORS

4 sessions

347 attendees, in average, between suppliers and trained contractors

8 training hours



**Suratena
Shelter**
Risaralda

Gender, ethics, and interculturality

For TGI, one of the most relevant elements in human rights management and stakeholder relations is recognizing diversity and interculturality in the communities where we operate. In this regard, the characterization of indigenous communities located in TGI's infrastructure area of influence was carried out in the municipalities of Marsella (Risaralda),


Natagaima, and Coyaima (Tolima). Likewise, guidelines for social participation of ethnic communities were designed, emphasizing prior consultation and intercultural relations. These instruments allow us to have corporate guidelines for intercultural relations as a continual process.

Moreover, together with suppliers and business partners we prevent, mitigate, and redress any negative impacts on human rights derived from their operations and in the licensing, construction, and operation stages of our projects.

A significant challenge in human rights management was, without a doubt, strengthening the full and effective participation of women from ethnic communities aimed at closing social inequality gaps and vindicating ethnic and multicultural

rights. As established in our diversity and inclusion policy and strategy, TGI's actions are based on a deep conviction that diversity and inclusion are key conditions to achieve sustainable development, the progress of countries, the wellbeing of society, and company growth and development.

Therefore, and in the framework of that strategy, we created the "Ethnic and Interculturality" initiative, which focuses on women from ethnic communities' roles and full and effective participation. The initiative defines four development axes to keep advancing the closing of gaps:



Promote the recruitment of women in direct Jobs, created or not, with an ethnic approach and in decision-making positions, through the company's supply chain.

Strengthen the culture of equity and leadership of ethnic and rural women in communities within the area of influence.

Build an alliance with GEB for the articulation and coordination of differentiated actions with institutions, companies, or civil society organizations.

Implement actions to prevent violence against women in communities within the area of influence,



Our most significant achievements in 2021

1

(406-1)

No cases of discrimination were reported in TGI.

2

(411-1)

No cases of rights violations in indigenous communities were reported.

Our opportunities in 2022

In TGI, we acknowledge that Human Rights management requires facing important challenges associated with equality and inclusion. We are convinced that our contribution as a sector and as a company will allow the transformation of realities and will provide the basis for enablers who facilitate the closing of gaps in all forms of inequality.

Community La Guajira

Our goals for 2022



We will continue to further our efforts to manage to incorporate parameters focused on ethics, gender, and territory in each of our corporative actions, spaces, and strategies in order to facilitate the inclusiveness and cohesiveness of our actions.

We will keep on reinforcing initiatives such as “Educación Solar Interactiva”, which has provided several communities with infrastructure, educational content, and tech tools to improve the quality of education.

We reaffirm our commitment through the generation of cross-cutting corporative strategies focused on the empowerment and development of different cultures, preserving diversity, and strengthening the participation of the various ethnic groups we interact with.

VALUES

- Life is first
- Integrity
- Focus on results
- Empathy

IMPACT LIMITS

- Collaborators
- Customers
- Board of Directors
- Governmental and control entities
- Communities and territorial actors
- Contractors and suppliers
- Strategic partners and allies
- Media and opinion leaders

PRIORITIZED SDGs



8.4



15.1, 15.3,
15.4, 15.5
y 15.b

Environmental Performance

AT TGI, WE MANAGE OUR ENVIRONMENTAL PERFORMANCE THROUGH ENVIRONMENTAL AND ENERGY MANAGEMENT SYSTEMS THAT COMPLY WITH ISO 14001 AND ISO 50001 TECHNICAL STANDARDS.

These systems determine the principles, guidelines, and procedures we follow as an organization to manage our environmental impact through environmental risk management and sustainable and efficient waste, water, biodiversity, and energy management. Every year, we have recertified and validated these management systems because of the good environmental administration led by Sustainable Development Management.

The promotion of the circular economy is our most significant work. We understand this concept as an economic model to reduce consumption and contribute to decarbonization and net-zero emissions. Following the above, we have progressed in designing sustainable purchasing

guidelines, the efficient use of natural resources, and solid waste management through management, training, and agreements.

In 2021, we signed three (3) recycling agreements with two companies for a compressor station, an operational center, and the Buga District. In 2022, we aim to achieve the same agreements in all our districts. Through these agreements, we have achieved better waste sorting that leads to a substantial reduction in waste going to landfills and greenhouse gas emissions. In addition, we took an essential first step regarding reuse processes by starting the inventory and classification of items in TGI's warehouses. Once it is done, we can reuse the classified materials.

(307-1)
“Up to December 31, 2021, TGI did not receive sanctions from Colombia's national or regional environmental authorities. Furthermore, in the last four (4) years, TGI has not got any significant fines¹ or non-monetary sanctions related to non-compliance of environmental regulations.”

(304-1)

Other aspects of our circular economy management focus on reducing the purchase and using materials whose life cycle is not circular (in 2022, we will strengthen this idea with the Sustainable Purchasing Manual development and design). Also, they are focused on maximizing asset utilization, promoting sustainable solutions (such as renewable energies), and reducing the use of water resources by taking advantage of rainwater for domestic and industrial activities. Everything as much as possible in our compressor stations.

In biodiversity, we focus on identifying and managing strategic ecosystems through reforestation to ensure plant growth and development and contribute to our goal of increasing compensations in those ecosystems².

On the other hand, we address the contracting activities in favor of biodiversity, such as maintaining and monitoring endangered species (epiphytes) and elaborating compensation documents. Water conservation was also a priority, so we handed over to local authorities the areas acquired in

eight properties (276.88 hectares) in Zetaquirá, Páez, and Miraflores municipalities, Boyacá³.



¹ A significant fine is when the cost exceeds USD 10,000 or its equivalent in local currency

² More information on this goal can be found in our Climate Strategy and Decarbonization chapter.

³ To learn more about our biodiversity management, please see the Annex.



Strategic ecosystems presentation
Miraflores. Boyacá

Our most significant achievements in 2021

In 2021, we made significant progress, mainly in environmental sharing and education, circular economy, and regulatory compliance:

- 1** We develop environmental workshops in the area of influence of our operations: 131 sessions in 109 municipalities with 640 attendees, 77 of these sessions were virtual.
- 2** We were able to sign three (3) shared responsibility agreements with external managers for the comprehensive management of non-hazardous usable solid waste. Therefore, we reduce the amount of waste in landfills and strengthen the circular economy model.
- 3** We complied with all the legal requirements issued by the National Authority of Environmental Licenses (ANLA, for its acronym in Spanish).
- 4** We successfully complied with all the obligations of the forest harvesting permit with Corporinoquia.
- 5** We completed 100% of the environmental noise baseline in the compressor stations' areas.

Agroforestar Program
Sabana Larga - Casanare

Our goals in 2022

- To keep compliance** with the ANLA's legal requirements by 2022.
- To close environmental compensation processes** with Corpoboyacá and complete the environmental compensation of the Sabana Compressor Station.
- To keep the TGI's position** in the Dow Jones Sustainability Index (DJSI) in 2022.
- To expand the shared responsibility agreements** with external managers for the comprehensive management of non-hazardous solid waste to five company areas.
- To implement rainwater utilization** in all TGI's field infrastructure for domestic activities to reduce the use and exploitation of resources.
- To promote the closing of permits** with corporations and the ANLA as an efficiency tool.



Our opportunities in 2022

TGI has identified a great opportunity with the implementation of actions in line with a circular economy model through:

- 1** Implementing a sustainable purchasing manual to hasten the transition from traditional purchasing to the circular model.
- 2** Implementing a "zero waste" model to reduce the amount of waste in landfills, the generation of hazardous liquid waste, and the use or recovery of recyclable or reusable material.
- 3** The creation and promotion of technical capabilities on the circular economy within the company.

In addition, we identified an opportunity in alignment with the European Union taxonomy for sustainable activities. Then, we will seek to promote the creation and implementation of "green projects" to contribute to objectives for:

- sustainable use and protection of water resources,
- the transition to a circular economy,
- pollution prevention and control,
- conservation and restoration of biodiversity and ecosystems.



TGI
GrupoEnergíaBogotá



006 Culture and Talent

ECG Villavicencio
Team

Leaders for
transformation

PANDEMIC, ECONOMIC CRISIS, CLIMATE CHANGE. THERE HAS NOT BEEN A BETTER SCENARIO IN THE WORLD MODERN HISTORY TO HIGHLIGHT OUR RESILIENCE AND CAPACITY TO ADAPT TO CHANGE AS THE PROTAGONISTS OF OUR STRUGGLE FOR HUMAN SURVIVAL.

At TGI, in addition to contributing to these challenging times, we have traced our transformation path by establishing five strategic pillars: Efficiency, Regulation and Government, Transformation, Expansion and Change Management, and Capacities.

Carlos Sánchez, Leonardi Jaime, and Carlos Fernando León are three TGI collaborators who accepted the challenge of following the transformation path, assuming vital new roles as leaders of three of the five pillars. This task has led them to grow and strengthen their abilities and those of their teams.

Carlos Sánchez, as leader of the Efficiency pillar, understands that transformation requires discipline, focus, and teamwork since the objective is to make TGI an organization that is increasingly agile, flexible, and sustainable in the long term. "I hope transformation will allow us to approach processes from different perspectives. I also expect it consolidates and becomes part of our daily lives at TGI to fulfill our purpose," says Carlos, smiling enthusiastically at this strategy.

Carlos is right. Transformation is not possible in the organization if people who are part of the team are not transforming their own lives. From this perspective is how Leonardi, transformation pillar leader, also

understands this process: "(...) I hope it's not just about changing the company but about transforming the lives of each one of us as collaborators to develop ourselves professionally and personally".

At TGI, we are aware that in addition to the willingness of our leaders to follow this path of transformation, it is essential to support them, providing them with planning tools, management, and evaluation of the processes they coordinate.

This support has been vital to strengthening their skills and human competencies and successfully assuming their new role. That is how Carlos Fernando feels when he states: "I have felt this transformation process as an opportunity for professional growth. I have acquired new management tools, actively participating in creating and supporting initiatives to sustain the organization".

We transform ourselves to improve lives with sustainable and competitive energy. This higher purpose means for TGI that, in addition to setting strategic objectives that strengthen us as leaders in the sector, we must be able to design and implement innovative initiatives that generate value and guarantee our sustainability to continue facing the changes that are to come.

VALUES

- Life first
- Teamwork with individual responsibility
- Result-oriented focus
- Empathy
- Integrity

IMPACTS LIMIT

- Collaborators
- Board of directors

PRIORITY SDGs



5.1, 5.5



8.2, 8.5, 8.8



16.7

Human Capital Management

WE ARE THE RESULT OF OUR COLLABORATORS

(103-1)

HAVING A TALENTED AND MOTIVATED WORK TEAM, FUNCTIONING AS AN ENABLER TO ACHIEVE THE ESTABLISHED GOALS AND DEVELOP THE COMPANY'S PURPOSE, IS KEY FOR TGI TRANSPORTADORA DE GAS INTERNACIONAL.

We understand that our organization is the result of our collaborators. They are the ones who make things happen. For that reason, we seek to positively impact the lives of people who are part of TGI.

Likewise, we understand that today, as a result of various global, regional, and local changes, processes that demand new behaviors in our environment have accelerated. It is essential then to transform the culture of our organization. We need to remain current and relevant in the market, **but, above all, to get closer and closer to the fulfilment of our purpose: to improve lives with sustainable and competitive energy.** All this will be possible if we have a team

of connected and empowered leaders to manage this goal.

(103-2)

(103-3)

This is how we have designed at TGI development plans that make it possible to define the expected contribution level of each collaborator, and in turn, allow them to establish a career plan in our organization and reach their maximum potential. As part of the cycle, we evaluate and give feedback to our employees on their performance in order to highlight opportunities for the development of their skills, and build the action plans they will implement in the next term.

We developed spaces for our collaborators in meetings called "Transformamos Gente Inspirando" (26 meetings with more than 460 participants)

Also, we have a leadership program, focused on leaders as references of the required culture, and training programs for other collaborators in methodologies that allow them to be dynamizing agents of change. We contribute to our collaborators' learning through training in topics related to business operation, technical and transversal needs, special

projects, human skills, and our corporate strategy.

Additionally, and understanding that a good work environment increases employee engagement, we implemented a strategy that involved leaders and collaborators. The strategy included activities such as:



Design and dissemination of workshops, reports, and inputs on the work environment.




Delivery of material focused on human skills management



Review of the leaders' action plans and the areas with the greatest growth potential



Structuring of welfare and quality of life measures.



Gas Compressor Station
Padua.Colaboradores

These welfare actions leveraged the process of cultural transformation that we have initiated at TGI, with which we seek to appropriate our corporate values¹ through behaviors that responded to the established challenges. In fact, we adjusted the cultural model to what is indicated by the culture we required, considering reinforcing elements.



¹ We share the corporate values of Grupo Energía Bogotá (GEB): Life Comes First, Teamwork with Individual Responsibility, Focus on Results, Empathy, and Integrity.



For this reason, we developed two (2) measurement exercises that aimed:

- 1** To understand how much our collaborators have incorporated those behaviors required by the desired culture. Those results will be shared during the first quarter of 2022 and will be the basis to continue closing the gap between the current and the required culture.
- 2** To know the maturity progress of our capacity for change, where we managed to raise one (1) level among five (5) possible: we passed from level two (2), with a score of 2.48 in 2020, to level three (3), with a score of 3.13. This progress exceeds the proposed goal. .

Finally, we focused on strengthening our equity, diversity and inclusion culture, through the selection, promotion, and development and remuneration lines. We also adopted a compensation policy that makes it possible to administer the salary structure under principles of internal equity and external competitiveness. All this allows us to remain an attractive organization in the market, to achieve superior productivity, and contribute to the construction of a better society.

We achieved 95% compliance with the management system in equality.

This is how our team is composed

We are a diverse and inclusive team



(202-2)

In 2021 we had 14 women in STEM-related positions, which corresponds to 13,6% of STEM positions. All our senior executives, on their part, are Colombian.

All our collaborators work full time

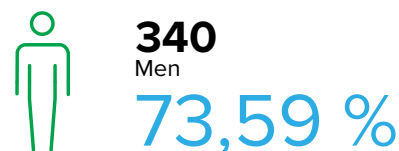
(102-8)

Composition of our collaborators by type of contract and age range

		Under 30 years of age	31–40 years of age	41–50 years of age	51–60 years of age	Over 61 years of age			
	2018	18	130	118	56	6			
	2019	13	114	128	70	10			
	2020	16	101	133	78	12			
	2021	19	95	133	83	10			
	2018	13	40	31	11	1			
	2019	12	42	43	12	3			
	2020	10	47	40	17	3			
	2021	12	46	44	17	3			
	2018	328	333	337	336	96	106	113	119
	2019	0	2	3	4	0	6	4	3

(102-8)

General information about our collaborators

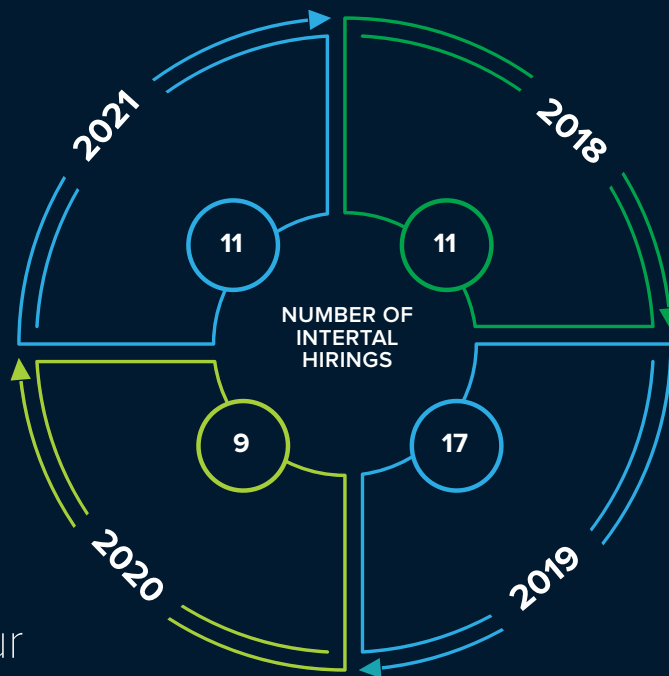


FIXED-TERM CONTRACT

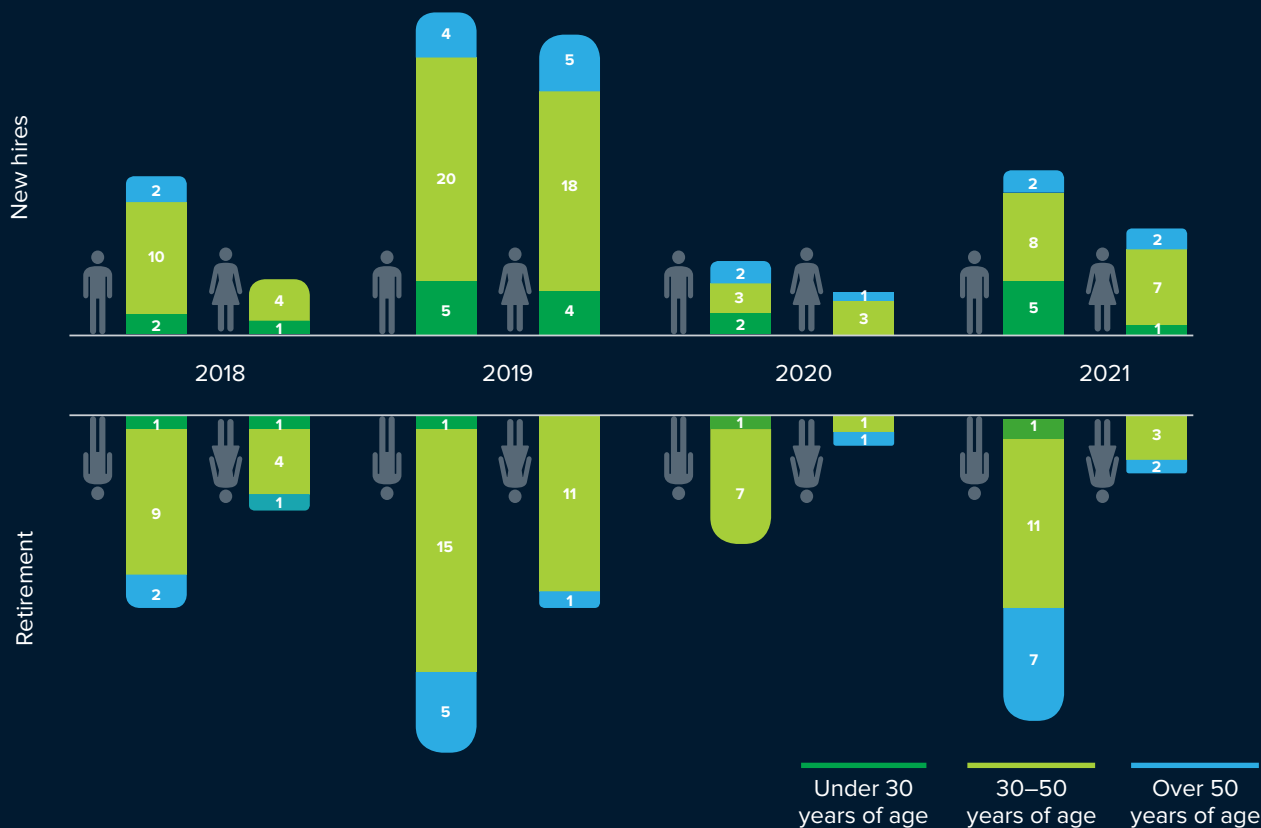
The greatest variations when our collaborators join or leave our company occurred in those between the ages of 30 and 50.

(401-1)

New hires and staff retirement



We are committed to our collaborators' growth



We promote welfare and development

We reach each and their families with welfare, quality of life and development actions. We work at TGI so corporate values are lived and we reach our objectives.

COMPETITIVE REMUNERATION FOR THE BEST ONES

(102-35)

(102-36)

(102-37)

Senior Management's compensation in TGI, just like the rest of the staff, is comprised of three variables:

◆ **Fixed composition**, considering the complexity and responsibility of each position, in the context of the principles of internal equity and external competitiveness.

◆ **Variable composition**, associated with company results, performance and skills

◆ **Benefits**, oriented to the satisfaction of complementary and important necessities for the collaborator and their families.

The administration of the salary structure is carried out under the above parameters, which can be found in the compensation and guidelines policy, adopted by the Board of Directors.

We reach each collaborator and their families with welfare, quality of life, and development actions



Head Office
Associates

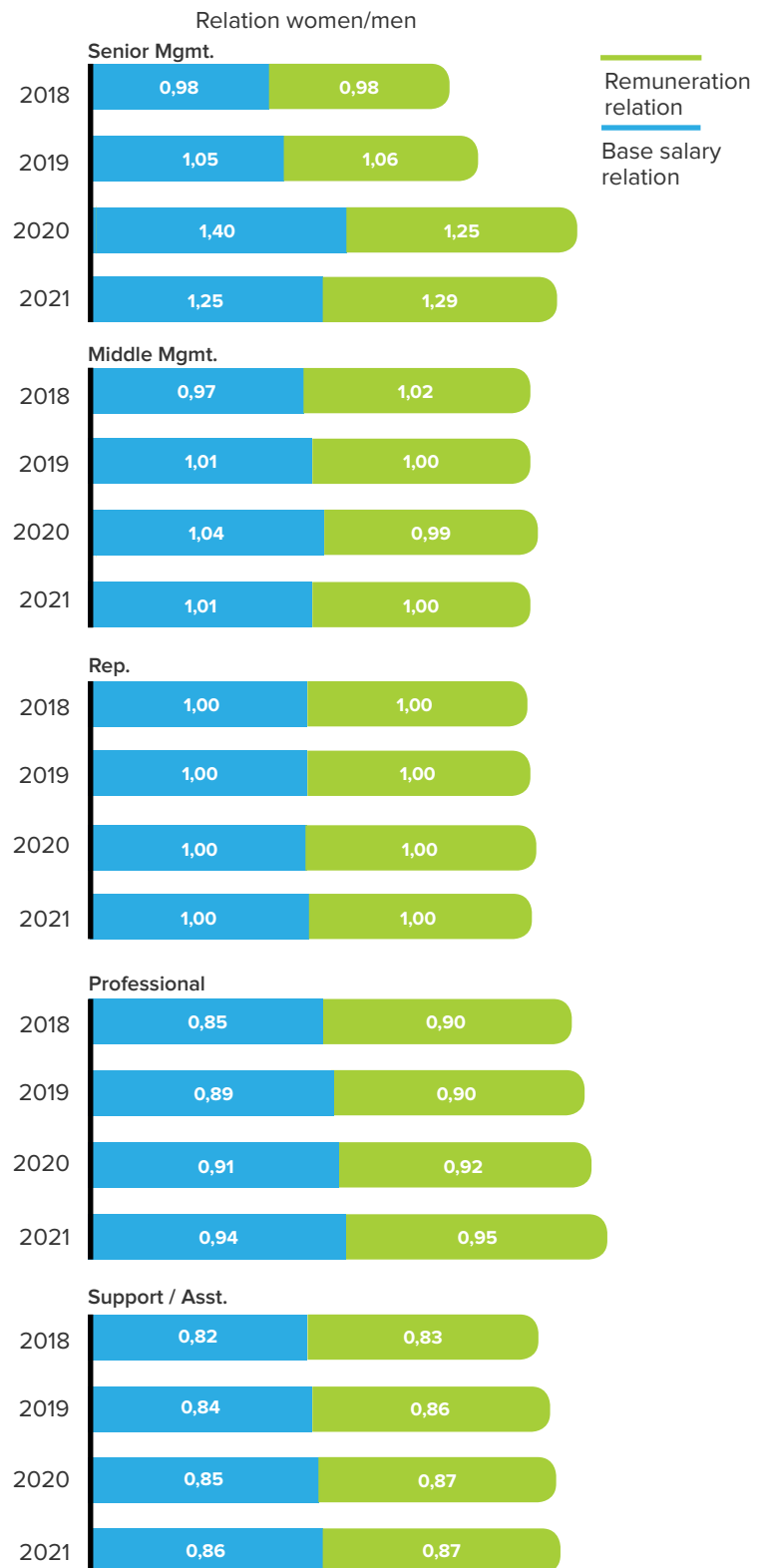
Thanks to the implementation of the compensation scheme with salary bands, we managed to reduce, compared to 2020, the salary gap in the Senior management, Middle management, Professional and Support/Assistance positions. It is worth mentioning that women in management positions earn more (proportionally) than their male counterparts, and representatives get the same salary regardless of their sex.

We structured the Rumbos TGI program to facilitate the adaptation to new tasks and activities for soon-to-be-retiring collaborators



² The base salary corresponds to the minimum and fixed amount we pay an employee for the performance of their duties, excluding any additional remuneration, such as overtime payments or bonuses. In turn, the remuneration corresponds to the base salary plus additional amounts paid to a worker.

(405-2)
Relation of base salary and gender pay gap²



BENEFITS AND JOB QUALITY

We are proud at TGI of the relationship we establish with our collaborators. They feel connected to their job, the teams they belong, and the organization **(we reached a commitment level of 66.3 points,**

equivalent to a "very satisfactory" rating). These results reaffirm our dedication and work for a healthy work environment and the desire of our collaborators to stay with us.

(401-2)

We also promote the welfare of **our employees through benefits**, such as:



Life insurance



Medical insurance



Auxilio para matrimonio



Home loan



Flexible working days

(401-3)
100 %
of our collaborators who had parental leave in 2021, continued to work with us for at least one year after returning.

71 %
of our employees use some benefit.

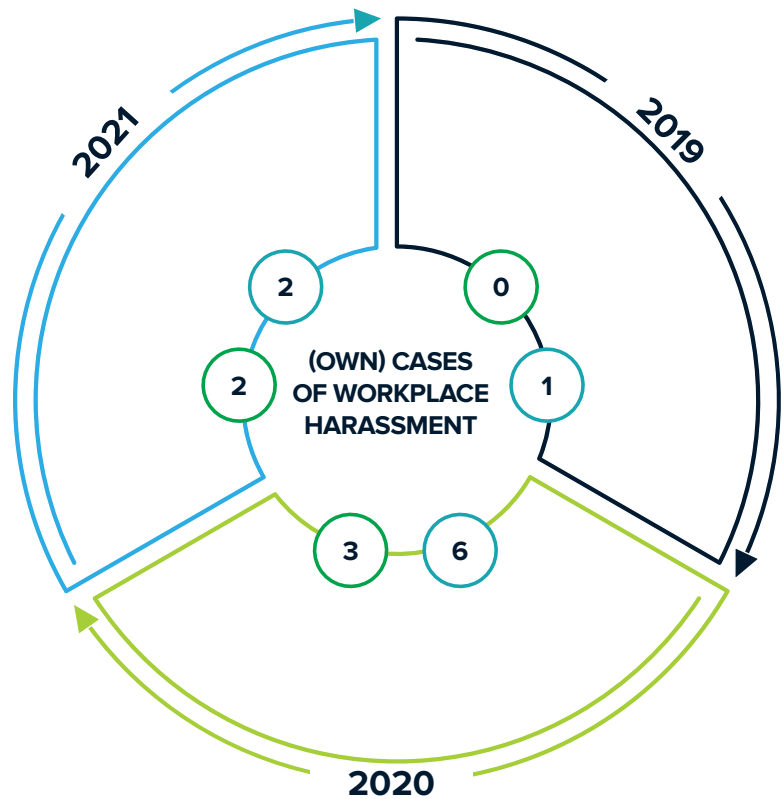


Operational Center
Team Manizales

(Own)

After the process carried out by the Coexistence Committee, none of the presented cases in 2021 were constituted as workplace harassment, so the corresponding conciliations were made between the parties, in pursuit of a better work environment for all. Also, no case was associated with sexual harassment.

Additionally, we structured and disseminated the protocol and workplace and sexual harassment primer while raising awareness on these issues. 70% of our collaborators participated through virtual training.



Workplace or sexual harassment cases presented by women

Workplace or sexual harassment cases presented by men



Headquarters Bogotá
Collaborator

(406-1)

Zero discrimination cases during 2021

WE INVEST IN THE DEVELOPMENT OF OUR COLLABORATORS

(404-2)

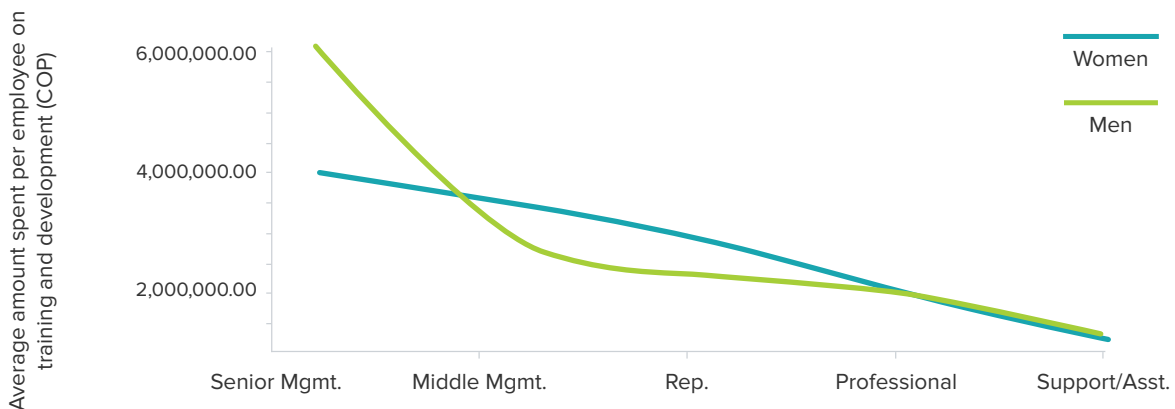
In 2021, we designed and implemented individual development plans for 100% of Senior and Middle Management positions. We implemented in the same way the Leadership Transformation Program through the Action Learning methodology, which we advanced by 44%.

In fact, we achieved an average of 82 hours of training per employee. 456 workers, corresponding to

98,5 %

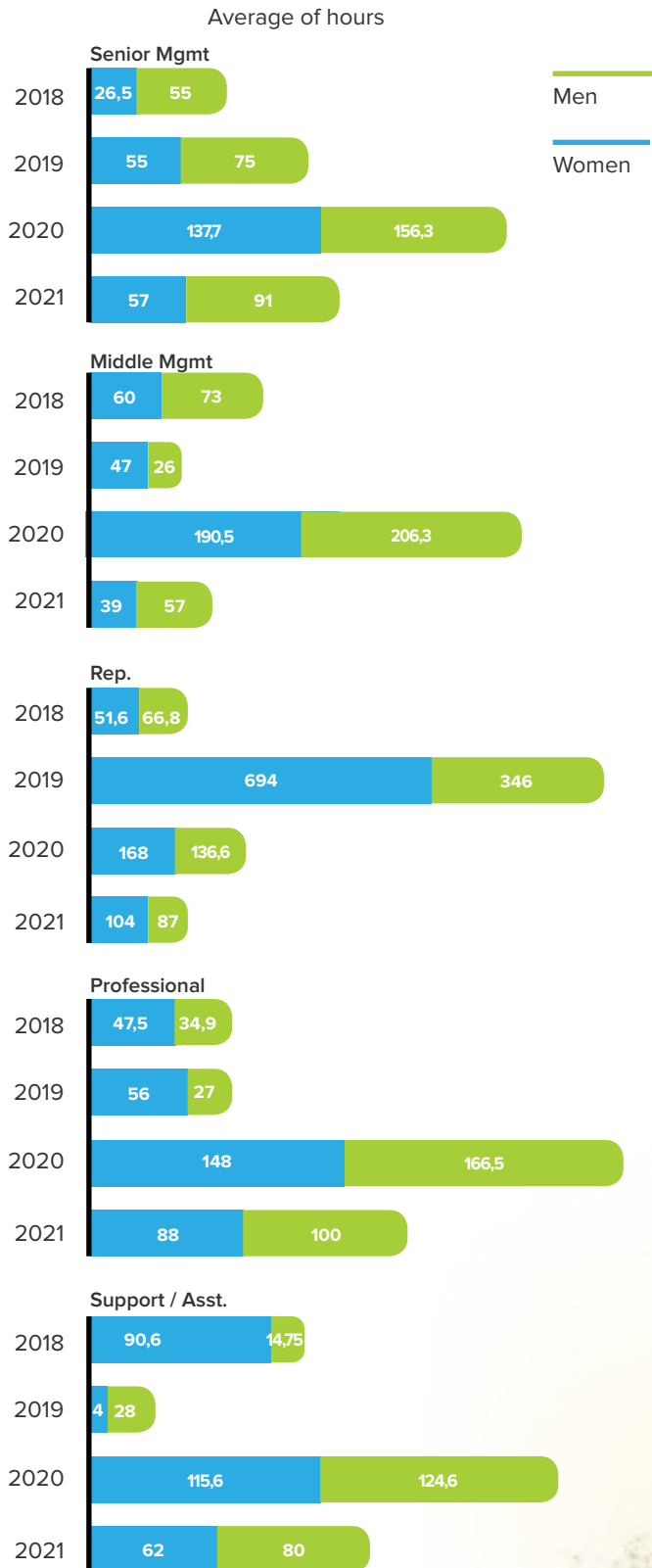
of our active employees were trained.

(Own) Average amount spent per employee on training and development



(404-1)

Average number of yearly training hours per employee



(404-3)

We performed the 360-Degree Feedback for the Senior and Middle Management levels and implemented the 90-Degree Feedback for the Support positions. The results determined the gap closure in skills.

In fact, during the 2018-2021 period

100 %

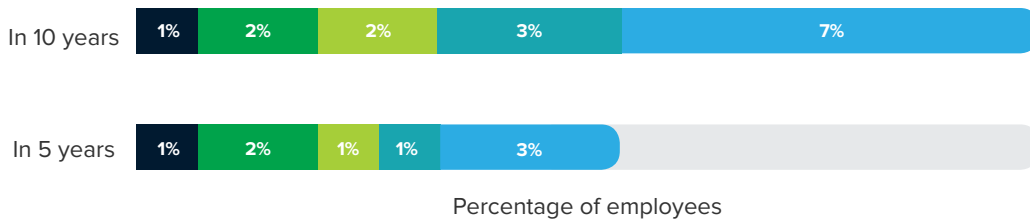
of our collaborators, both men and women and of all job categories, received evaluation on their performance and professional development of the year in question³.



³ The percentage of employees who are evaluated on their performance is calculated on the population linked to our organization until June 30 of each year.



(EU15)
Employees eligible for retirement in 2021



Senior Mgmt.
 Middle Mgmt.
 Rep.
 Professional
 Support/asst.

(404-2)
 We structured the **Rumbos TGI** program, in alliance with the Compensation Fund Colsubsidio. The objective of this program was to facilitate the adaptation to new tasks and activities for soon-to-be-retiring collaborators.

In this way, we gave them conceptual and practical tools on topics such as: myths and fears of retirement, new motivators; social, personal environment, and entrepreneurship; financial and legal issues, among others.

Our most relevant achievements in 2021

1

We maintained, even in the pandemic, the different welfare initiatives, and we managed to positively impact the quality of life of our collaborators and their homes.

2

We developed spaces for our collaborators in meetings called "Transformamos Gente Inspirando" (Transforming People by Inspiring) (26 meetings with more than 460 participants), and 19 workshops, in which most of our organization participated to appropriate our values.

3

We developed the 2021 recognition program including a tool for instant recognition among leaders and collaborators. We achieved 165 recognitions. We also created the non-financial incentive line, as a lever for strategic initiatives

4

We updated the Internal Work Regulations. We expect to publish it in 2022.

5

We transformed leadership through individual coaching processes, strengthening the self-development and development of our leaders' teams. 56 active leaders were covered in 2021 under these processes.

6

We designed the curriculum that leverages the corporate strategy through five (5) pillars (change management and capabilities, transformation, regulation, efficiency and expansion). The short-term performance target was 90% but we reached 90.7%.

7

We leveraged projects in equity, diversity and inclusion training; occupational safety and health culture, and the S/4HANA project.

Minero River
Santander



8

We achieved 95% compliance with the management system in equality, which reflects our work in eight (8) dimensions: recruitment and selection, development, training, remuneration, work and health environment, labor and sexual harassment, non-sexist communication and family co-responsibility. These actions include groups of interest, such as our suppliers and communities in the area of influence of our operation. They participate in training and activities that strengthen them on these issues, and we manage to be allies in the construction of a more equitable country. We leveraged projects in equity, diversity and inclusion training; occupational safety and health culture, and the S/4HANA project.

9

We received from Equipares the silver seal. This recognition reaffirms that we are a company committed to equity, diversity, and inclusion.

10

We maintained the certification given by the Great Place to Work Institute and Icontec, for being an attractive organization for the country and a reference in people management practices.

11

We developed the TG Inspira WebApp, which allowed all people, at national level, to have access to the same information. The WebApp had 1,447 logins (74% of the TGI population).

Our purposes in 2022



In the medium term, we propose:

- To continue with the implementation of the training plan that leverages the initiatives and projects of the TGI V2.0 strategy.
- To continue the coaching process for the Middle Management levels, which is a tool for their development processes and their work teams.
- To design the leadership school for consolidating the required process to have a leader in TGI, from learning, knowledge and development, to leverage our purpose and strategic objectives. Also, to contribute to the individual process of each collaborator for their growth in the organization.
- To develop actions that improve the perception of the work environment, working together with our leaders and those teams with high growth potential.
- To develop the lines of diversity and inclusion, through initiatives that allow us to make ourselves visible as an organization that ensures inclusive practices.
- To narrow the equity, diversity and inclusion gaps, through the management of the Equipares program in order to obtain the Equipares gold seal.
- To decrease the gap between our current culture and the required culture, understanding the importance of quickly adapting to business challenges and responding in a timely manner to the needs of our groups of interest.
- To certify our curriculum and have integral technicians in operation and maintenance for the gas transport network.
- To strengthen our human skill model in order to identify the management of collaborators from their level of contribution and manage in a transversal and interdisciplinary way.
- To meet the proposed goal in the level of maturity of change capacity, approaching the GEB's and its subsidiaries' established goal for 2027 which is 4.07.

**Gas
Compressor
Station**
Barrancabermeja

Our opportunities in 2022

- 1** To obtain greater flexibility and adaptability in all the levels of the organization from transformation.
- 2** To maintain our leaders as models in the face of the required culture, mobilizers of transformation, and generators of the best work environments.
- 3** To adapt to new ways of working, maintaining leadership and productivity.
- 4** To get our collaborators to appropriate innovation as something that can arise in the development of any role and in daily actions.
- 5** To have online or e-learning training processes that allow a more experiential and adequate learning to achieve the objectives of our collaborators, leaders, and the organization.
- 6** To develop our youngest employees that allow growth and succession in our organization, through the youth employment program "Escuela de Semilleros" (Incubators School).
- 7** To design and to develop a strategy of attraction so more women want to be part of our business sector, and we can be an increasingly equitable, diverse and inclusive organization.



VALUES

- Life is first
- Integrity

IMPACT LIMITS

- Collaborators
- Contractors and suppliers

PRIORITIZED SDGs



8.5



For us, life comes first

FOR TGI, A CULTURE OF HEALTH AND SAFETY AT WORK IS KEY. NOT ONLY AS IT CONTRIBUTES TO OUR PROFITABILITY INTERESTS, AS IT IS THE BASIS TO REDUCE ERRORS AT OUR WORKSITES WHILE INCREASING OUR EFFICIENCY AND COMPETITIVENESS, BUT ALSO BECAUSE IT HELPS US MATERIALIZE OUR MAIN VALUE, “LIFE COMES FIRST,” AT THE SAME TIME THAT CONTRIBUTES TO THE WELLBEING OF OUR PEOPLE AND THE DEVELOPMENT OF A CULTURE OF SUSTAINABILITY.

(403-1)
(403-4)

At TGI, we implement an Occupational Safety and Health Management System (OSH) led by Senior Management and supported by different committees (OSH Committee, COPASST, and Road Safety Committee). The international

ISO 45001:2018 standard certifies our OSH management system and covers all **workers and contractors**. It also includes our gas transport infrastructure's design, construction, operation, and maintenance activities.

◆ **We engage our employees in the OSH management system's development and evaluation through:**



The OSH management system's policies -such as the sustainability and road safety policies- establish the institutions to which the results are presented. For example, the Sustainable Development Committee, the Presidency Committee, and the Board of Directors (our organization's highest governance entity). So, we guarantee effective health, safety risks management, and cautious operation for our employees and the environment.

Our OSH risk analysis has two perspectives: an approach to the

workers' well-being that seeks to reduce the risks associated with their activities. Then, another approach to processes adopts good environmental practices, works with communities, and has asset integrity. Likewise, all our collaborators can anonymously report adverse health and safety conditions that they identify in their workplaces. Besides, contractors must evaluate the organization's impacts that may arise from internal and external changes and take the necessary prevention and control measures.

(403-8)


The OSH Management System covers **100%** of our employees and contractors.


For more information, you can consult our TGI's Sustainability Policy on: <https://www.tgi.com.co/nosotros/gobierno-corporativo/politicas#:~:text=TGI%20est%C3%A1%20comprometida%20con%20el,y%20exclusi%C3%B3n%20de%20sus%20datos>.


Operational Center
Manizales. Collaborators

IMPACT PREVENTION AND MITIGATION

(403-2)
(403-7)

1  At least once (1) a year, we share our procedure for risk identification.

2  Each work center has a risk matrix where we evaluate the incidents occurred.

3  We update each matrix according to accidents presented, new controls defined, and national and international standards.

(Own)

Our contractors and subcontractors worked full-time for **403,859.92** days.

(Own) The proportion of full-time days worked by contractors and subcontractors

38,03 %

Operation and Maintenance

26,62 %

Administrative Management



34,18 %

Construction

1,17 %

Other areas

TGI works in safe working conditions preventing our collaborators from performing tasks that represent a serious and imminent risk to their or their colleagues' health.

In 2021, **no collaborator retired from their work** due to exposure to unsafe conditions.



Operational Center
Manizales. Collaborator

The verification and monitoring of the implementation of the reported events' intervention measures are carried out monthly at the Joint Committee's meetings on Safety and Health at Work (COPASST).

On the other hand, two (2) employees and three (3) contractors suffered work accidents in 2021. They were registered. We constantly work to eliminate these dangers and mitigate the risks through measures such as:

(403-9)

In 2021, **there were no workplace accidents with severe consequences** or that caused our collaborators or contractors' death.



Implementation of proactive practices: behavior observation.



Infrastructure security project.



Audits of OSH legal requirements and internal procedures.



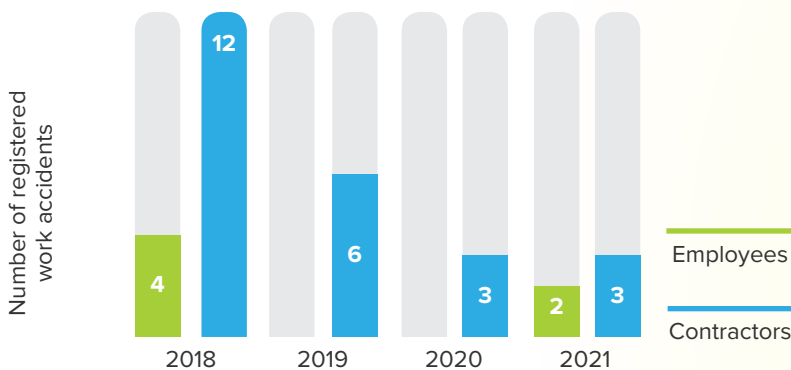
Managerial visits or interventions of the projects' auditors or leaders when a work accident occurs.

(403-10)

Zero (0) registered occupational illness and disease cases, neither death for those reasons in our plant

(403-9)

Total registered work accidents (LTIFR, days away from work)



(Propio)
In 2021, we carried out inspections of
93 %
of workplaces.

Occupational health and well-being

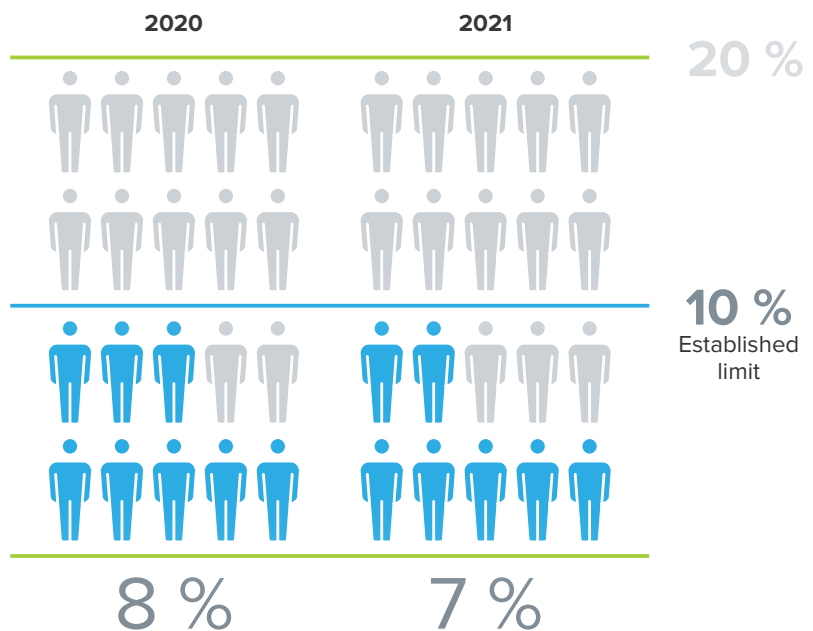
(403-3)
(403-5)

At TGI, we promote our employees' physical, mental, and social well-being conditions. For this reason, we have a preventive healthcare program that guarantees workplaces appropriate to their psycho-physical needs and an aptitude for labor productivity. We also provide training courses on occupational safety and health aimed at contractors.

(Own)

Similarly, we implemented a strategy focused on our worker's emotional well-being, in which we inspect cases identified as high risk. Also, we made face-to-face and virtual sessions about work, family, stress, and return to in-person attendance management.

Exposed population or population with emotional well-being affected



Gas Compressor Station
Curumaní

(Own)

Zero days were affected in our operation due to issues associated with COVID-19.

In 2021, we continued the COVID-19 infections monitoring through a plan that integrated technological and human resources for our employees and business continuity protection.

(Propio) Casos de COVID-19 en nuestra planta de trabajo




(Own) (403-6)

None of our collaborators died from COVID-19.

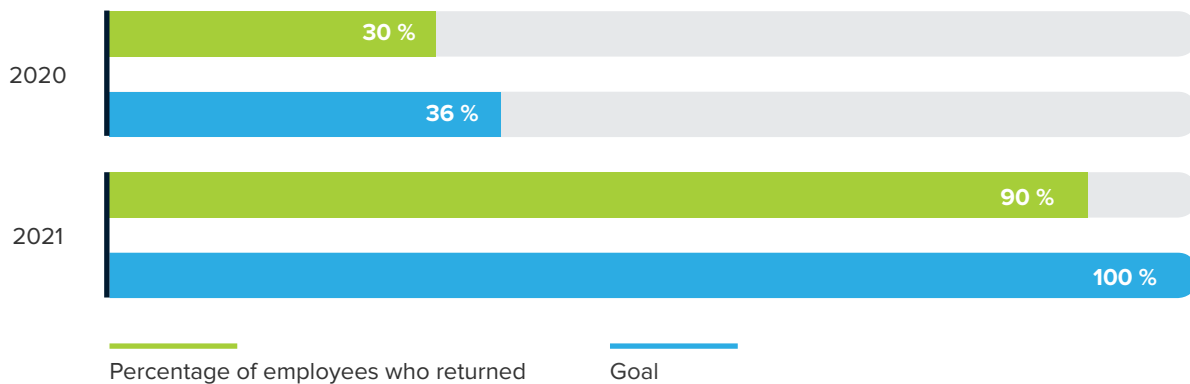
Additionally, we provide our employees and their families with a life policy. Thus, we ensure timely and quality health care. Besides, we offer non-work-related health and care programs, such as "Companies for Vaccination," an initiative through which we purchase COVID-19 vaccines to protect our workers and their families.

Gas Compressor Station Barrancabermeja

(Own) Doses against COVID-19 injected into collaborators and their families



(Own) Percentage of employees who returned to the office



Our goals in 2022



Have an SPI (Schedule Performance Index) greater than 0.95 in the implementation schedule of the OSH cultural transformation project (2022).



Achieve zero (0) registered work accidents and implement a safety culture based on the cultural transformation and Vision Zero project at all levels of the organization (2023).



In 2021, the epidemiological risk of COVID-19 infection remained under control. However, outbreaks of contagion due to different variants still affect our collaborators. Therefore, it also affects our performance. This situation deserves all the attention so that risks related to the pandemic do not occur in 2022. Consequently, we will focus our efforts on keeping biosecurity measures and promoting safe workspaces at home.

Our most significant achievements in 2021

1

We implemented strategies to face the COVID-19 pandemic. They led to zero (0) fatalities in our collaborators and uninterrupted service delivery.

2

We executed an emotional well-being program to manage psycho-labor problems during quarantine.

3

We create the necessary tools -from Senior Management- to promote the safety culture at all levels of the organization and contractors.

**Gas
Compressor
Station**
Mariquita

Opportunities for 2022



High-risk jobs:

1

Strengthen the mitigation of critical risks (confined spaces, work at heights, lifting loads, electrical risk, chemical risk) through the acquisition and redistribution of specialized equipment.

2

Obtain and optimize the area's resources (vehicles, staff, time).

3

Continue with the infrastructure security project.

4

Implement a monitoring tool for fieldwork mitigation activities.

5

Strengthen specialized training in critical risk mitigation through a learning platform and service agreements for training.



Preventive and occupational healthcare:

1

Strengthen the monitoring of the current Epidemiological Surveillance Systems in the company.

2

Strengthen the follow-up of employees' relevant health cases through efficient occupational examinations, medical restriction monitoring, relocations, reinstatement, and task forces. The aim is to reduce absenteeism.



Industrial hygiene:

1

Reinforce industrial hygiene in the company through hygienic measurements, recommendations, and action plans.

2

Continue with the management reaction to the COVID-19 pandemic by monitoring cases, recommendations, and document management.

**Gas
Compressor
Station**
Curumaní



Culture transformation in OSH:

1

Continue implementing the OSH cultural transformation project, monitoring indexes, and proactive practices.

2

Active participation in the GEB's technical task forces.

3

Digitize the observation and mitigation form (OMF).



Contractors:

1

Strengthen the contractor's management by ensuring monitoring, audits, accident investigations, and indexes.



Process Safety:

1

Implementation of the process safety management system with its indexes.



Accidents:

1

Strengthen reporting systems, monitoring, and accident indexes.

2

Ensure the investigation's effective development until the closure of the action plan.

3

Digitize Safe Work Analysis.



Emergency plan:

1

Reinforce the emergency plan through document management, the acquisition of equipment, and monitoring the operation's critical points.

2

Strengthen the capacity for effective reaction in emergency care through internal specialized training (Vocational Units of Learning in Business -UVAE) or specialized centers.



07

Waste Management

Waste Management.

Alliances with recycling companies.

Recycling to transform lives.

SURROUNDS US, EVERY EFFORT COUNTS. THEREFORE, WE HAVE AS AN OBJECTIVE THE RESPONSIBLE USE OF RESOURCES IN OUR OPERATIONS, THE REDUCTION OF DISPOSED WASTE IN SANITARY LANDFILLS, ITS CORRECT DISPOSAL, AND MANAGEMENT, WHENEVER POSSIBLE. OUR CULTURE AND OPERATIONAL ACTIVITIES ARE THE KEYS TO ACHIEVING THIS GOAL.

In line with this aim, since last year, we have developed agreements of co-responsibility with the actors involved in waste management. We decided that each of our work centers would evaluate the viability of these types of contracts, which later would be duly formalized.

Thus, in 2021 we signed three co-responsibility agreements, two of them with Recoambiental Sustainable Development and the third with the Recicla-Vida Ambiental Foundation, covering the following operating centers: Villavicencio Compression Station, Villavicencio Operational Center, and the Buga District. The agreements aim to carry out the comprehensive management of usable solid waste of a non-hazardous nature, such

as paper, metal, cardboard, and plastic, generated in our facilities. This initiative would imply managing its collection, transport, and use sustainably, achieving the reduction of waste disposed of in landfills and strengthening the circular economy model.

These agreements will take effect in 2022. However, we feel optimistic knowing that, considering only these three operation centers, we would be capitalizing on about 2.8 tons of paper, cardboard, plastic, and metal, which would otherwise be sent to landfills, losing the opportunity to take advantage of them. Similarly, we continue to work on massifying this type of agreement for all our offices, operational centers, and compression stations and thus generate the highest possible positive impact.

VALUES

- Life first
- Integrity
- Result-oriented focus
- Empathy
- Teamwork with individual responsibility

IMPACT THRESHOLD

- End consumers
- Financial entities and credit rating agencies
- Strategic partners and allies
- Shareholders
- Collaborators
- Customers (senders)
- Local communities and actors in the territory
- Contractors and suppliers
- Board of Directors

PRIORITY SDGs



11.2



16.5

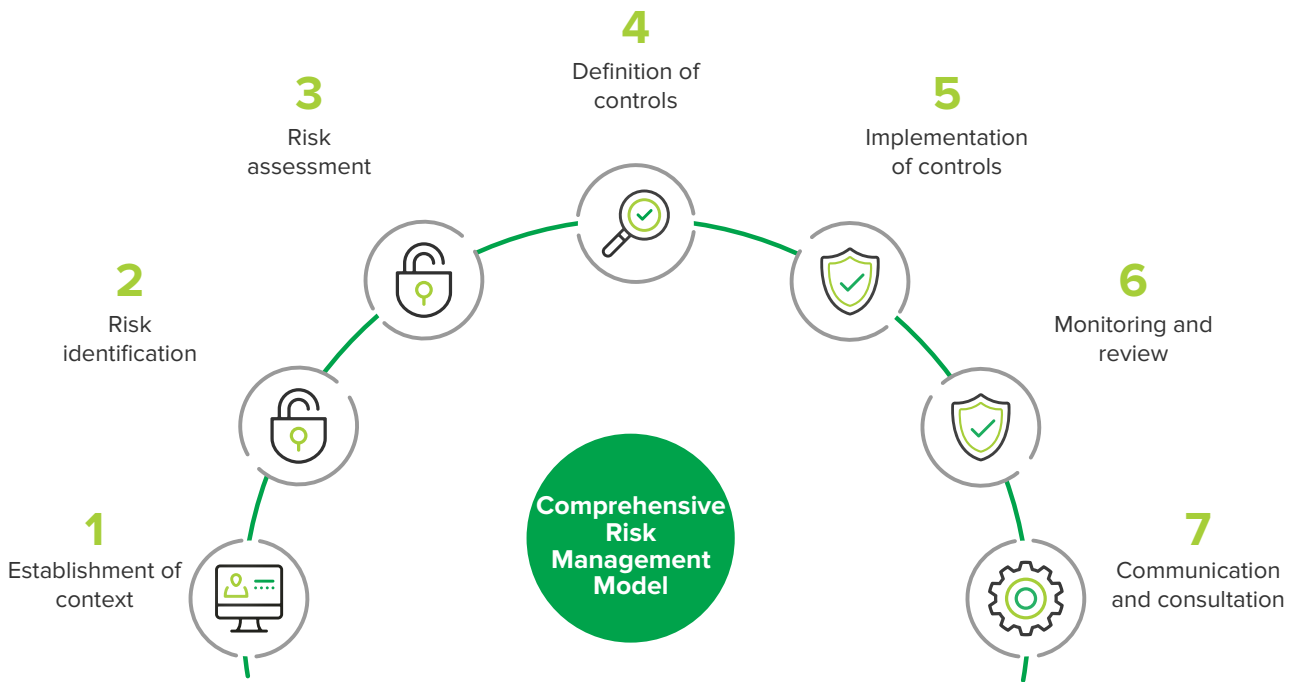
Strategic and emerging risks

RISK MANAGEMENT IS A MAJOR ELEMENT THAT ALLOWS US TO HANDLE OPPORTUNITIES AND THREATS THAT AFFECT STAKEHOLDERS AND GUARANTEE THE CONTINUITY OF OUR BUSINESS.

This management is led by the Planning and Performance Management, who is in charge not only of advising our leaders and collaborators on risk management, but also of reviewing and updating the Risk Management Policy, which establishes the commitments and the general framework of action for the integral management of strategic risks, processes, and projects. Moreover, through internal auditing led by the Auditing Management, we assess the effectiveness and soundness of implemented controls to guarantee their efficacy.

In line with our policies, we adopted the Comprehensive Risk Management Model from Grupo Energía Bogotá, which provides an approach for continual improvement and effective risk management in a systematic and cross-cutting fashion for TGI. Based on the ISO31000:2018 standard, the model provides frameworks to identify and assess risks associated with our business and define and implement the necessary action to mitigate

The implementation of risk controls was satisfactory and an annual risk balance was presented at a **“controlled”** level.

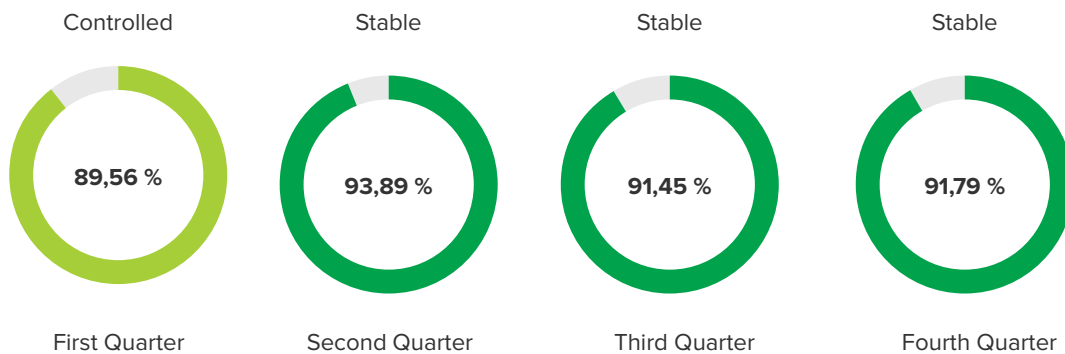


We have established an indicator that allows us to know our general performance in relation to risk management; know the status of the risks in the face of current operating conditions and act in a timely and efficient manner. The indicator is evaluated quarterly measuring four variables:

- Risk management planning
- Risk identification

- Risk plans execution
- Response plans effectiveness

Performance of the Risk Management Indicator (RMI) in 2021

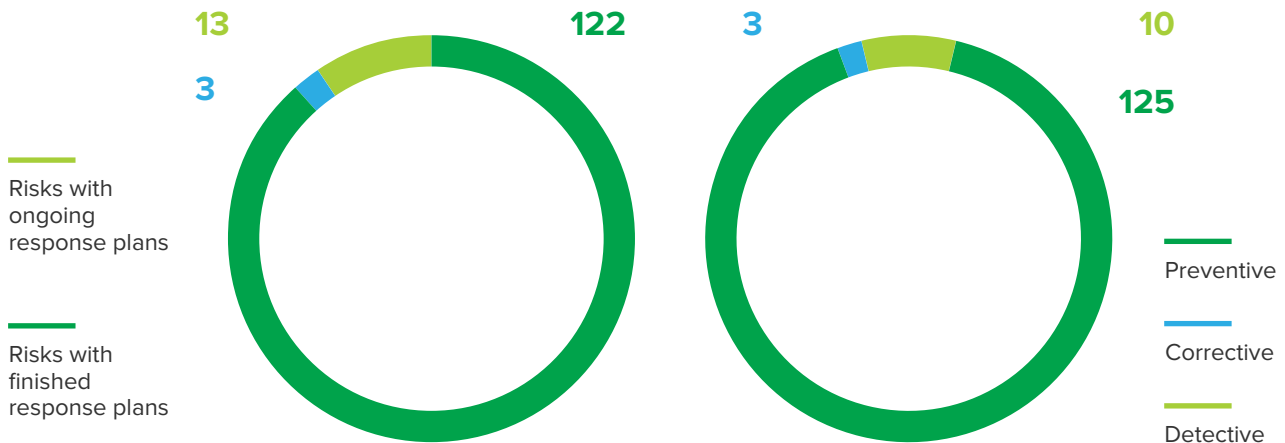


Not controlled: $RMI \leq 70 \%$

Stable: $70 \% < RMI \leq 90 \%$

Controlled: $90 \% < RMI$

Risk control in 2021



The implementation of risk controls was 92% satisfactory, and an annual risk balance was presented at a “controlled” level. The 8% left corresponds to risk controls

that must be reinforced (case of materialization of strategic risk ‘regulatory changes unfavorable to the company’s interests’).

Strategic and emergent risks

The Corporate Risk Management Procedure establishes the methodology for the management of strategic and emergent risks in TGI. For all identified risks and opportunities, no matter their level of criticality or prioritization, we identify and assess the impacts that the events generate. Identified strategic

risks are assessed for their impact and probability of occurrence to determine their risk profile. Those responsible for the process establish the associated controls to prevent and/or mitigate such risks and ensure their effective execution. For the identification and analysis of emergent risks, global trends in the sector are assessed and the correlation with strategic risks for the business is delimited. In this way, impacts in case of materialization are assessed and mitigation controls are established. From the different risks identified, we have determined the following priority strategic and emergent risks.

Main strategic and emergent risks in TGI

Regulatory changes unfavorable to the company's interests *(strategic)*

Changes in the existent regulations or the development of a new regulation that threatens the company's interests.

Mitigation actions

Proposing lobbying with the regulatory body about regulatory changes.

Submission of observations, comments, and proposals to the regulation initiatives regulator.

Follow up on unions and Government entities of the sector.

Follow-up, analysis, and assessment of the general impact of regulatory initiatives.

Development of the tariff file.

Work accidents that impact people, third parties, and material losses *(strategic)*

Physical injuries sustained by a collaborator or contractor when at or due to work that have a serious impact on their health or that harm third parties.

Mitigation actions

Implementing the cultural transformation in safety program.

Assertive communication with collaborators on the procedures, policies, standards, and legal and regulatory requirements for their implementation.

Monitoring, implementing, and closing preventive, corrective, and improvement actions that derive from the accidents, preoperational inspections, and auditing, among other verification mechanisms.

Implementing the safe infrastructure program.

Cyberattacks *(emergent)*

New emergent technologies used to attack information technology (IT) infrastructure.

Mitigation actions

Adopting the industry's better practices by designing and implementing a prevention plan for the IT/OT-net.

Business Continuity Plan, for the recovery from disasters in the IT infrastructure.

Promoting local initiatives (districts and compressors), that allow us to face information security incidents.

Developing awareness campaigns to promote organizational culture on information security.

Accelerated decarbonization in the transport and industrial sectors

(emergent)

Accelerated transition to non-conventional energy sources, where we cannot provide our services.

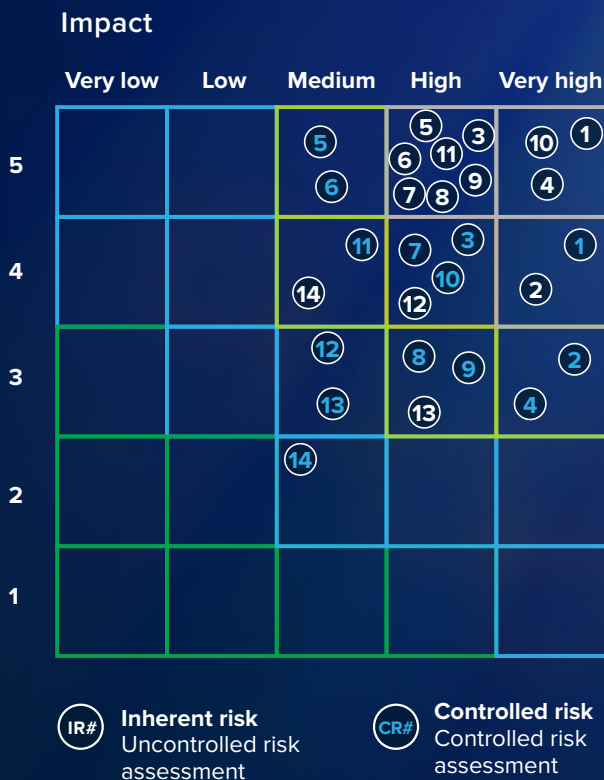
Project analysis and assessment for the transportation of new energetic elements such as hydrogen.

Mitigation actions

Optimizing the infrastructure and the operation to stay competitive in the market.

Implementing TGI's decarbonization route.

(Own) Strategic risks in detail



Strategic risks

1. Regulatory changes unfavorable to the company's interests.
2. Failure to achieve the promise of value of the investment projects of TGI due to deviations in scope, time, or cost.
3. Work accidents that impact people, third parties and material losses.
4. Non-continuity of the critical functions of the business.
5. Social incidents in the execution of TGI's operations and projects.
6. Sanctions of the environmental authority.
7. Not reaching the company's financial goals.
8. Fraud.
9. Corruption.
10. Not achieving the incorporation of businesses that generate value.
11. Reduction of the contribution to the Ballena-Barrancabermeja infrastructure.
12. Loss of confidentiality, integrity, or availability of information systems.
13. Not having the right and motivated human capital to achieve the strategy.
14. Economic losses or reputational involvement due to unfavorable judicial decisions.

All of our collaborators are responsible for reporting to the involved parties and the Planning and Performance Management the cases of risk materialization in order to address them in a timely manner. Likewise, we have focused our risk management on the monitoring of early warnings of regulatory, financial, and new business types.

(Own) Number of early warnings

3 **EARLY WARNINGS** were activated in 2021. They allowed us to proactively mitigate the exposed risks and contain the economic impact in regard to regulatory changes.

Our most significant achievements in 2021

As a result of risk management, we achieved different goals from the implementation of the defined controls:

1

We updated the risk appetite Framework and the financial impact levels, which were approved by the Auditing and Risks Committee and the Board of Directors of our headquarters. The mitigation and prevention actions of all risks were also defined, prioritizing their management.

2

We complied with COVID-19 protocols in the worksites of the execution projects Cusiana Phase IV, branching replacement, and new infrastructure Cogua (zero non-compliance findings).

3

We achieved zero (0) materializations in fraud and corruption cases.



Our goals for 2022

Our goal regarding risk management is to keep a greater than 91% risk management index to guarantee to stakeholders that risks are kept at a controlled level.

Our opportunities for 2022

We acknowledge the need to keep working on strengthening the competences in risk management of all of our collaborators.

Keeping the risk matrix up-to-date and its alignment with the corporative strategy and the global and local market trends.

Business Continuity

VALUES

- Transparency
- Equity
- Integrity

IMPACT LIMITS

- Shareholders
- Customers (sender)
- Contractors and suppliers
- Investors
- Financial institutions and credit rating agencies
- Government entities

PRIORITIZED SDGs



16.6

TGI'S MANAGEMENT DIAGNOSED THE CURRENT STATUS AND DEFINED THE WORK PLAN TO KEEP BUSINESS CONTINUITY AND ADAPT TO UNEXPECTED AND DISRUPTIVE EVENTS.

In 2021, we updated our General Business Continuity Plan that defines the governance structure required for its execution, risk and impact analysis, and recovery strategies.

The priority is structuring, adapting, and initiating the plan's implementation. In addition, we will focus on promoting the knowledge culture and management at all levels of the organization.

Operations Team
Center in Manizales



General Business Continuity Plan



1

ANALYSIS

The Business Impact Analysis (BIA) identifies the minimum recovery timeframes, the prioritization of process recovery in the event of an interruption, and the definition of the critical processes. As a result, implemented strategies are re-evaluated, and improvements or new alternatives are proposed to guarantee business continuity.

2

ANALYSIS

The Business Continuity Risk Analysis (RIA) seeks to identify and assess threats that could eventually limit or interrupt business processes and reconsider or propose controls or action plans for their mitigation.

3

IN ORDER TO DESIGN

continuity strategies, the different failure scenarios that could potentially interrupt the customer-facing service delivery or affect the Company's viability over time are identified and established first. Likewise, the various alternatives for an effective and anticipated response to any failure scenarios defined are studied and presented.

4

TO ESTABLISH

plans and procedures for operational, reputation recovery, and specific incident management for the operational continuity of critical business processes in case of disruptive events.

5

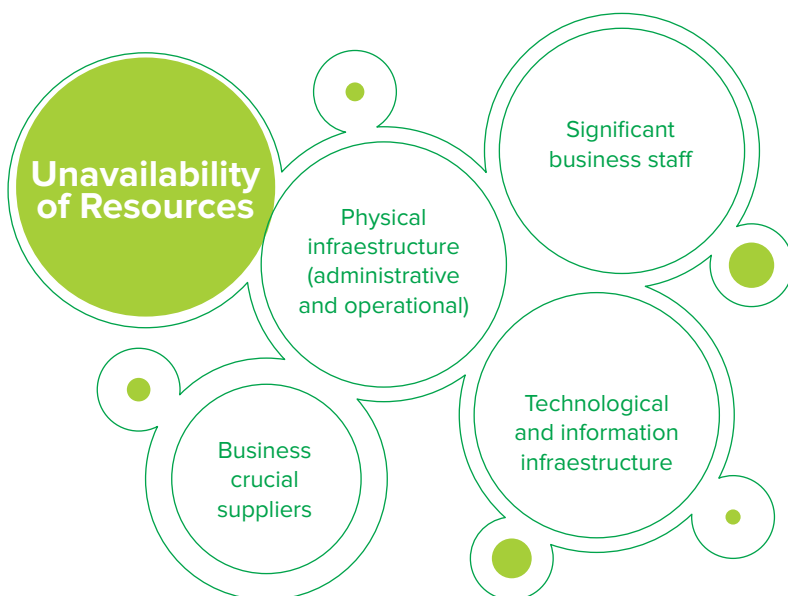
TO EVALUATE

Evaluate activation responses, contingency operations, and return to regular operation by executing exercises and simulation tests with hypothetical disruption.



Gas Compressor Station
San Alberto.
Collaborators

These elements mentioned above allow us to take action against the following risk events:



In 2021, we trained **73 %** of our employees, and we have **100 %** participation in our presidency committee.

Our goals in 2022



We will continue to work on pedagogy and risk and impact analysis related to business continuity and results from communications to strengthen our management. Therefore, we have decided to continue integrating management into TGI's culture. Also, to improve the defined plans and procedures through a shared learning experience conjunctly with the parent company and its subsidiaries. We will also seek to strengthen our staff's competencies in the main topics of business continuity management.

Our opportunities in 2022

1

Establish and keep a reliable, efficient, and comprehensive business continuity management as part of TGI's operations.

2

Consolidate best practices to maintain and recover critical processes.

3

Articulate the Business Continuity Plan with the emergency, risk, and crisis response plans.

Our most significant achievements in 2021

1

Own) We had zero (0) events of the scenarios defined in the Business Continuity Plan.

2

We perform a plan's simulation test with a hypothetical scenario of unavailability of the technological infrastructure and critical business information to put into practice the knowledge acquired through our training processes.

Tree planting
La Guajira

VALUES

- Life is first
- Focus on results
- Integrity
- Empathy

IMPACT LIMITS

- Shareholders
- Customers (senders)
- Collaborators
- Contractors and suppliers
- Board of Directors

PRIORITIZED SDGs




16,10

Information security and cybersecurity

OUR PARENT COMPANY'S COMMITMENT AND OURS HAVE LED US TO ESTABLISH THE CORPORATE POLICY ON INFORMATION SECURITY AND CYBERSECURITY WITH THE APPROPRIATE MANAGEMENT OF OUR OWN AND THIRD-PARTY INFORMATION. SINCE 2018, IT DETERMINES THE GUIDELINES FOR TGI AND OTHER GRUPO ENERGÍA BOGOTÁ'S SUBSIDIARIES.

In 2018, we developed our Information Security and Privacy Model (ISPM) under the leadership of the Audit and Risk Committee. It includes the information security regulations, the internal procedures for the incidents prevention, and the actions that must be followed in case the computer risks occur.

Information Security and Privacy Model



Trunkline Gas Pipeline
Mariquita - Cali

We have strengthened the digital infrastructure and involved excellent information security and cybersecurity experts as part of our transformation process. Additionally, we have an Information Technology Professional II, who is the Information Security Officer of our organization and reports to Senior Management on our performance in information security. The Board of Directors' Audit and Risk Committee is responsible for monitoring and tracking the security of TGI's information.

Following the ISPM, we have an Information Security Incident Management procedure. It aims to guarantee attention to security incidents that may compromise confidentiality, integrity, and our organization's information availability. This procedure is mandatory for all our collaborators, and it establishes the actions to guarantee the identification, analysis, containment, elimination, and subsequent acts for timely incident management.

Additionally, we have a Security Operations Center (SOC), where we carry out constant monitoring through a solution capable of detecting, responding to, and neutralizing cybersecurity threats. Its main objective is to provide a global vision of IT security.

To assess the strength of our information security system, this year, we performed two (2) vulnerability scans on our information technology platform, testing the TGI protection system. The progress on the closure of the findings identified in the vulnerability analysis is reviewed every two weeks in technical vulnerability management.

The objective is to correct the failures, close the resolved findings, and report the information to the Information Management Committee to follow up on the open findings. As a result, our progress percentage in vulnerability management in 2021 was 98% closed, 1% initiated, and 1% pending.

(Own)
We had
0

Cyberattack events
in 2021.

For strengthening the ISPM, we have an awareness plan that contemplates the continuous execution of activities to socialize good habits in information security. For example, 'Ethical Hacking' exercises and social engineering, monthly sending of communication pieces, training, and talks. In this way, we will strengthen and share good habits in information security.



Community
La Guajira



Our most significant achievements in 2021

1

We carried out two (2) exercises related to 'Ethical Hacking' and Social Engineering to promote the information security culture.

2

We close 98% of audits and vulnerabilities detected. Additionally, we implemented 100% hard drive encryption of TGI employee computers and multi-factor authentication (MFA) through the Office 365 platform, which covers 100% of assigned corporate line employees.

3

With the working conditions at home due to COVID-19, we have made technical adjustments and improved the VPN platform to expand the number of connected users. Thus, we guarantee the protection of our organization's information .

Our goals in 2022



To design and build the Information Security and Privacy Model (ISPM) for the SCADA infrastructure.



To continue with awareness and training on information security.



To continue to close the findings reported by audits.

**Gas
Compressor
Station**
Barrancabermeja

Our opportunities in 2022

To continue strengthening our model and ensure the company's sustainability, we will continue to work to develop initiatives in the future related to:

- 1** Privileged accounts protection.
- 2** Antispam, internal WAF, sandbox, Endpoint Detection & Response - Ransomware and ATP mitigation.
- 3** Cloud Application Protection - Secure Cloud.
- 4** Build and design the Information Security and Privacy Model (ISPM) for the OT infrastructure.
- 5** Gradual implementation of security infrastructure in operations.
- 6** Awareness and training in information security articulated with talent management.
- 7** Align the Information Security and Privacy Model (ISPM) with the corporate one (GEB).





**Operation
Center**
Manizales



GRI Table

GRI Standard	Indicator	Location	Omissions	Third-party verification
GRI 102: General Disclosures 2016				
Organizational Profile				
GRI 102-1	Name of the organization	TGI Transportadora de Gas Internacional		
GRI 102-2	Activities, brands, products, and services	Leaders in hydrocarbon transport and processing (midstream) Organizational Profile		
GRI 102-3	Location of headquarters	Headquarters: Cra. 9 # 73-44, piso 6 PBX: (1) 3138400 Bogotá D. C., Colombia		
GRI 102-4	Location of operations	Colombia and Peru Organizational Profile		
GRI 102-5	Ownership and legal form	Transportadora de Gas Internacional SA ESP		
GRI 102-6	Markets served	Leaders in hydrocarbon transport and processing (midstream) Organizational Profile		
GRI 102-7	Scale of the organization	Organizational Profile Annexes		
GRI 102-8	Information on employees and other workers	Human capital management Annexes		
GRI 102-9	Supply Chain	Supply chain management		
GRI 102-10	Significant changes to the organization and its supply chain management	Letter to stakeholders Corporate Strategy		
GRI 102-11	Precautionary Principle or approach	Risk Management		
GRI 102-12	External initiatives	Strategic Relationship and Regulatory Compliance Annexes		
GRI 102-13	Membership of associations	Strategic Relationship and Regulatory Compliance Annexes		

Strategy		
GRI 102-14	Statement from senior decision-makers	Letter to stakeholders
GRI 102-15	Key impacts, risks, and opportunities	Risk Management
Ethics and integrity		
GRI 102-16	Values, principles, standards, and norms of behavior	Ethics and Transparency
GRI 102-17	Mechanisms for advice and concerns about ethics	Ethics and Transparency Annexes
Governance		
GRI 102-18	Governance structure	Corporate Governance Annexes
GRI 102-19	Delegating authority	Corporate Governance Annexes
GRI 102-20	Executive-level responsibility for economic, environmental, and social topics	Corporate Governance Annexes
GRI 102-21	Consulting stakeholders on economic, environmental, and social topics	Materiality analysis The result of the consultations was reviewed by the Corporate Governance, Sustainability and Human talent committee of the Board of Directors
GRI 102-22	Composition of the highest governance body and its committees	Corporate Governance Annexes
GRI 102-23	Chair of the highest governance body	Corporate Governance Annexes
GRI 102-24	Nominating and selecting the highest governance bodies	Corporate Governance Annexes
GRI 102-25	Conflicts of interest	Corporate Governance Annexes
GRI 102-26	Role of highest governance body in setting purpose, values, and strategy	Corporate Governance Annexes
GRI 102-27	Collective knowledge of highest governance body	Corporate Governance Annexes

GRI 102-28	Evaluating the highest governance body's performance	Corporate Governance Annexes
GRI 102-29	Identifying and managing economic, environmental, and social impacts	Corporate Governance Annexes
GRI 102-30	Effectiveness of risk management processes	Corporate Governance Annexes
GRI 102-32	Highest governance body's role in sustainability reporting	About this report
GRI 102-35	Remuneration policies	Human capital management
GRI 102-36	Process to determine remuneration	Human capital management
GRI 102-37	Stakeholders' involvement in remuneration	Human capital management
Stakeholder engagement		
GRI 102-40	List of stakeholder groups	Materiality analysis Annexes
GRI 102-41	Collective bargaining agreements	In 2021, 71% of our employees were covered by collective bargaining agreements. In the last three (3) years, the percentage of employees covered by this type of agreements were: 72% in 2020, 71% in 2019, and 75% in 2018.
GRI 102-42	Identifying and selecting stakeholders	Materiality analysis
GRI 102-43	Approach to Stakeholder engagement	Materiality analysis
GRI 102-44	Key topics and concerns raised	Materiality analysis

Practices for preparing reports

GRI 102-45	Entities included in the consolidated financial statements	About this report	
GRI 102-46	Defining report content and topic Boundaries	The contents of the report and topic coverage are defined based on the identification of material topics, process explained in the Materiality Analysis chapter.	
GRI 102-47	List of material topics	Materiality analysis Annexes	
GRI 102-48	Restatements of Information	Supply chain management Annexes	
GRI 102-49	Changes in reporting	About this report	
GRI 102-50	Reporting period	About this report	
GRI 102-51	Date of most recent report	The last edition was published in March 2021, corresponding to the 2020 performance.	
GRI 102-52	Reporting Cycle	About this report	
GRI 102-53	Contact point for questions regarding the report	About this report	
GRI 102-54	Claims of reporting in accordance with the GRI Standards	About this report	✓
GRI 102-55	GRI content index		
GRI 102-56	External assurance	About this report	

GRI 103: Management approach 2016			
GRI 103-1	Explanation of the material topic and its Boundary		
GRI 103-2	The management approaches and its components		
GRI 103-3	Evaluation of the management approach		
GRI 201: Economic performance 2016			
GRI 201-1	Direct economic value generated and distributed	Financial Excellence Annexes	✓
GRI 202: Presencia en el mercado 2016			
GRI 202-2	Proportion of senior management hired from the local community	Human capital management Annexes	
GRI 203: Indirect economic impacts 2016			
GRI 203-1	Infrastructure investments and services supported	Relationship with communities Annexes	
GRI 203-2	Significant indirect economic impacts	Relationship with communities Annexes	
GRI 204: Procurement practices 2016			
GRI 204-1	Proportion of spending on local suppliers	At TGI, we refer to local purchases as all purchases made from suppliers and contractors in Colombian territory.	X
GRI 205: Anti-corruption 2016			
GRI 205-1	Operations assessed for risks related to corruption	Ethics and Transparency Annexes	X
GRI 205-3	Confirmed incidents of corruption and actions taken	Ethics and Transparency	X

**GRI 206:
Anti-competitive Behavior 2016**

GRI 206-1	Legal actions for anti-competitive behavior, anti-trust, and monopoly practices	Ethics and Transparency	X
-----------	---	-------------------------	---

GRI 302: Energy 2016

GRI 302-1	Energy consumption within the organization	Climate strategy and decarbonization Annexes	✓
-----------	--	--	---

**GRI 303:
Water and Effluents 2018**

GRI 303-3	Water withdrawal	Annexes	✓
GRI 303-5	Water consumption	Annexes	X

**GRI 304:
Biodiversity 2016**

GRI 304-1	Operational sites owned, leased, managed in, or adjacent to, protected areas and areas of high biodiversity value outside protected areas	Annexes	X
GRI 304-2	Significant impacts of activities, products, and services on biodiversity	Annexes	X
GRI 304-3	Habitats protected or restored	Annexes	X
GRI 304-4	Species part of the Red List of Threatened Species prepared by the IUCN and national conservation lists in areas affected by our operations.	Annexes	X

GRI 305: Emissions 2016			
GRI 305-1	Direct (Scope 1) GHG emissions	Climate strategy and decarbonization Annexes	✓
GRI 305-2	Energy indirect (Scope 2) GHG emissions	Climate strategy and decarbonization Annexes	✓
GRI 305-3	Other indirect (Scope 3) GHG emission	Climate strategy and decarbonization Annexes	X
GRI 305-4	GHG emissions intensity	Climate strategy and decarbonization Annexes	X
GRI 305-5	Reduction of GHG emissions	Climate strategy and decarbonization Annexes	X
GRI 306: Waste 2020			
GRI 306-3	Waste generated	Annexes	X
GRI 306-4	Waste diverted from disposal	Annexes	✓
GRI 306-5	Waste directed to disposal	Annexes	✓
GRI 307: Environmental compliance 2016			
GRI 307-1	Non-compliance with environmental laws and regulations	Environmental Performance Annexes	X

GRI 308:
Supplier environmental assessment 2016

GRI 308-1	New suppliers that were screened using environmental criteria		In 2021, we restated the information regarding this indicator. It is presented as an indicator of the company since evaluating suppliers with social criteria is done after their contractual formalization.	X
-----------	---	--	--	---

GRI 401:
Employment 016

GRI 401-1	New employee hires and employee turnover	Human capital management Annexes		X
GRI 401-2	Benefits provided to full-time employees that are not provided to temporary or part-time employees	Human capital management Annexes		X
GRI 401-3	Parental leave	Human capital management Annexes		X

GRI 402:
Labor/Management Relations 2016

GRI 402-1	Minimum notice periods regarding operational changes		We do not have minimum notice periods for operational changes. However, we have a methodology and model that gives us a reference framework for managing organizational change.	X
-----------	--	--	---	---

**2 GRI 403:
Occupational Health and Safety at work 2018**

GRI 403-1	Occupational health and safety management system	Culture of Occupational Safety and Health at work	X
GRI 403-2	Hazard identification, risk assessment, and incident investigation	Culture of Occupational Safety and Health at work Annexes	X
GRI 403-3	Occupational health services	Culture of Occupational Safety and Health at work Annexes	X
GRI 403-4	Worker participation, consultation, and communication on occupational health and safety at work	Culture of Occupational Safety and Health at work Annexes	X
GRI 403-5	Worker training on occupational health and safety	Culture of Occupational Safety and Health at work Annexes	X
GRI 403-6	Promotion of worker health	Culture of Occupational Safety and Health at work Annexes	X
GRI 403-7	Prevention and mitigation of occupational health and safety impacts directly linked by business relationships	Culture of Occupational Safety and Health at work Annexes	X
GRI 403-8	Workers covered by an occupational health and safety management system	Culture of Occupational Safety and Health at work Annexes	X
GRI 403-9	Work-related injuries	Culture of Occupational Safety and Health at work Annexes	✓

GRI 403-10	Work-related ill health	Culture of Occupational Safety and Health at work Annexes	✓
GRI 404: Training and education 2016			
GRI 404-1	Average hours of training per year per employee	Human capital management	X
GRI 404-2	Programs for upgrading employee skills and transition assistance programs	Human capital management	X
GRI 404-3	Percentage of employees receiving regular performance and career development reviews	Human capital management Annexes	X
GRI 405: Diversity and equal opportunity 2016			
GRI 405-1	Diversity of governance bodies and employees	Corporate Governance Human capital management	X
GRI 405-2	Ratio of basic salary and remuneration of women to men	Human capital management	✓
GRI 406: Non-discrimination 2016			
GRI 406-1	Incidents of discrimination and corrective actions taken	Human capital management Annexes	X
GRI 411: Rights of Indigenous Peoples 2016			
GRI 411-1	Incidents of violations involving rights of indigenous peoples	Human Rights and Multiculturalism Annexes	X
GRI 412: Human Rights Assessment 2016			
GRI 412-1	Operations that have been subject to human rights reviews or impact assessments human rights	Human Rights and Multiculturalism Annexes	X

GRI 412-2	Employee training on human rights policies or procedures	Human Rights and Multiculturalism Annexes	X
GRI 413: Local Communities 2016			
GRI 413-1	Operations with local community engagement, impact assessments, and development programs	Relationship with communities Annexes	X
GRI 413-2	Operations with significant actual and potential negative impacts on local communities	Relationship with communities Annexes	X
GRI 414: Supplier Social Assessment 2016			
GRI 414-1	New suppliers that were screened using social criteria		In 2021, we restated the information regarding this indicator. We use it as an internal indicator of the company since evaluating suppliers with social criteria is done after contractual formalization. X
GRI 415: Public Policy 2016			
GRI 415-1	Political contributions	Strategic Relationship and Regulatory Compliance Annexes	✓
GRI 418: Customer Privacy 2016			
GRI 418-1	Substantiated complaints concerning breaches of customer privacy and losses of customer data	No substantiated claims of customer privacy violations and no identified cases of customer data leaks, theft, or loss.	X

GRI Standard	Indicator	Location	Omissions	DJS	Third-party verification
Corporate Governance model					
Own	Shareholding structure	Corporate Governance			
Own	Diversity of governing bodies	Corporate Governance			✓
Own	Incidents reported in the Ethical Channel	Ethics and Transparency			
Own	Ethical culture monitoring	Ethics and Transparency			
Own	Contributions and Contributions to unions	Strategic Relationship and Regulatory Compliance			
Sustainable and competitive portfolio					
Own	Capital structure	Financial Excellence			
Own	Operating income, net income, and Ebitda	Financial Excellence			
Own	Market share	Organizational Profile			
Own	Length of transport infrastructure	Operational Efficiency			
Own	Transport capacity	Operational Efficiency			
Own	Operational costs per KM of gas pipeline	Operational Efficiency			
Own	Continuity of the transport system (%)	Operational Efficiency			✓
Own	Hours of suspension of contracts for maintenance in the year	Operational Efficiency			
Own	Maintenance Plan Execution (%)	Operational Efficiency			
Own	Implemented efficiencies (operation and maintenance)	Operational Efficiency			
Own	Rate of losses in gas transportation (%)	Operational Efficiency			

Own	Performance evaluation (contractors) on ESG issues	Supply chain management		
Own	Proportion of local suppliers	Supply chain management		
Own	Service quality	Quality services / Customer		✓
Innovation and innovative thinking				
Own	Percentage of R&D investment	Innovation, technological development, and disruptive businesses	1.91	✓
Own	Innovation initiatives developed	Innovation, technological development, and disruptive businesses		
Own	Percentage increase in EBITDA due to innovation and digitalization initiatives	Innovation, technological development, and disruptive businesses		
Own	Incremental MPCD on demand (industry, GNV)	Innovation, technological development, and disruptive businesses Outcome: The incremental volume in demand for the year 2021 was 12.4 MCFD."		✓
Decarbonization and climate management				
Own	Fugitive emissions	Climate strategy and decarbonization		
Own	Circular economy projects	Climate strategy and decarbonization		
Own	R&D strategic alliances	Climate strategy and decarbonization Annexes		✓
Own	Socializations with stakeholders	Climate strategy and decarbonization Annexes		

Own	Risk management drills at operating centers	Climate strategy and decarbonization Annexes	
Own	Incentives related to climate change management	Climate strategy and decarbonization Annexes	2.5.2
Environment management			
Own	Type of social contribution	Relationship with communities Annexes	3.6.2; 3.6.3
Own	Other social investments	Relationship with communities Annexes	
Own	Social investment	Relationship with communities Annexes	✓
Own	Dialogue sessions between the community and the organization	Relationship with communities	
Own	Total number of de facto blockades impacting the operation	Relationship with communities Annexes	
Own	Institutional strengthening	Relationship with communities Annexes	
Own	Number of physically and economically resettled (displaced) people who were compensated by type of project.	Relationship with communities Annexes	
Own	Number of forced easements	Relationship with communities Annexes	
Own	Community Impact Complaints related to the conduct of contractors	Relationship with communities Annexes	
Own	Human rights due diligence	Human Rights	✓
Own	Training in human rights and gender for local communities	Human Rights Annexes	
Own	Hiring local population with a gender approach	Human Rights Annexes	

Talent and culture			
Own	Investment in training	Annexes	3.4.1
Own	Harassment incidents in the workplace	Human capital management	
Own	Recruitment	Human capital management Annexes	3.5.1
Own	Use of benefits	Human capital management	
EU15	Population close to retirement	Human capital management	
Own	Employee commitment	Human capital management	3.5.7
Own	Employee work environment	Human capital management	
EU17	Days worked by contractors and subcontractors involved in construction, operation, and maintenance activities	Culture of Occupational Safety and Health at work Annexes	
Own	Positive and recovered Covid cases	Culture of Occupational Safety and Health at work	
Own	Deaths from Covid	Culture of Occupational Safety and Health at work	
Own	Covid Vaccination employees	Culture of Occupational Safety and Health at work	
Own	Covid Vaccination family members	Culture of Occupational Safety and Health at work	
Own	Percentage of population returning to offices	Culture of Occupational Safety and Health at work	
Own	Days of affectation to the operation due to issues related to Covid	Culture of Occupational Safety and Health at work	
Own	Job inspections performed	Culture of Occupational Safety and Health at work Annexes	

Own	New ways of working	Culture of Occupational Safety and Health at work
Own	Population exposed or with impacted emotional well-being	Culture of Occupational Safety and Health at work
Own	Severity index	Annexes
Risk Management		
Own	Strategic risks	Strategic and Emerging Risks
Own	Emerging risks	Strategic and Emerging Risks Annexes
Own	Materialized Strategic risks	Strategic and Emerging Risks Annexes
Own	Number of early warnings	Strategic and Emerging Risks
Own	Number of incidents due to cyber attacks	Information Security and Cybersecurity

DOW JONES SUSTAINABILITY INDEX QUESTIONNAIRE - SUSTAINABILITY REPORT

Dimensión	Chapter	Question	Location in IS21
1 Governance & Economic Dimension	1.1 Corporate Governance	1.1.1 Board Structure	Corporate Governance Annexes
		1.1.2 Non-Executive Chairman / Lead Director	Corporate Governance Annexes
		1.1.3 Board Diversity Policy	Corporate Governance Annexes
		1.1.4 Gender diversity on the Board	Corporate Governance Annexes
		1.1.5 Effectiveness of the Board	Corporate Governance Annexes
		1.1.6 Average tenure on the Board	Corporate Governance Annexes
		1.1.7 Industry experience of the Board	Corporate Governance Annexes
		1.1.12 Management Ownership	Corporate Governance Annexes
		1.1.14 Dual class share structure	Corporate Governance Annexes
	1.2 Materiality	1.2.1 Material issues	Materiality analysis
		1.2.2 Materiality disclosure	Materiality analysis
	1.3 Risk Management y crisis	1.3.1 Risk governance	Risk Management
		1.3.3 Emerging risks	Risk Management
		1.3.4 Risk culture	Risk Management
	1.4 Codes of business conduct	1.4.1 Codes of conduct	Ethics and Transparency
		1.4.3 Corruption and bribery	Ethics and Transparency
		1.4.7 Reporting on Breaches	Ethics and Transparency
	1.7 Supply Chain Management	1.7.1 Supplier Code of Conduct	Responsible Supply Chain Management
		1.7.6 Supply Chain Transparency & Reporting	Supply chain management Annexes
	1.8 Information Security / Cybersecurity	1.8.1 IT Security/ Cybersecurity Governance	Cybersecurity and Information Security
	1.8.2 IT Security/ Cybersecurity Measures	Cybersecurity and Information Security	
	1.8.3 1.8.3 IT Security/ Cybersecurity Process & Infrastructure	Cybersecurity and Information Security	
	1.8.4 IT Security/ Cybersecurity Breaches	Cybersecurity and Information Security	

2 Environmental Dimension	1.11 Privacy protection	1.11.1 Privacy Policy: Systems / Procedures	Cybersecurity and Information Security
		1.11.2 Customer privacy information	Cybersecurity and Information Security
		1.11.3 Breaches of Customer Privacy: Complaints	Cybersecurity and Information Security
	2.1 Environmental reporting	2.2.3 Environmental violations	Environmental Performance Annexes
		2.2.4 Public availability of EIA/SIA results	Environmental Performance Annexes
	2.3 Eco-Efficiency	2.3.1 Direct greenhouse gas emissions (Scope 1)	Climate strategy and decarbonization Annexes
		2.3.2 Indirect Greenhouse Gas Emissions (Scope 2)	Climate strategy and decarbonization Annexes
		2.3.3 Energy use	Climate strategy and decarbonization Annexes
		2.3.4 Water use	Environmental Performance Annexes
		2.3.5 Waste disposal	Environmental Performance Annexes
	2.4 Biodiversity	2.4.1 Biodiversity Commitment	Environmental Performance Annexes
		2.4.2 Biodiversity Exposure & Assessment	Environmental Performance Annexes
	2.5 Climate strategy	2.5.2 Climate-Related Management Incentives	Annexes
		2.5.11 Scope 3 GHG Emissions	Estrategia climática y descarbonización Annexes
	2.6 Transmission and distribution	2.6.1 Electricity Transmission and Distribution Losses	Operational Efficiency
	2.6.3 Gas Leakage Rates	Operational Efficiency	

3.2 Labor Practice indicators	3.2.1 Discrimination and Harassment	Annexes
	3.2.2 Workforce Breakdown: Gender	Human capital management Annexes
	3.2.3 Workforce Breakdown: Race/ Ethnicity and Nationality	Annexes
	3.2.4 Workforce Breakdown: Other minorities	Workforce Breakdown: Other
	3.2.5 Gender Pay Indicators	Human capital management Annexes
	3.2.6 Freedom of Association	Tabla GRI
3.3 Human Rights	3.3.1 Human Rights Commitment	Human Rights Annexes
	3.3.2 Human Rights Due Diligence Human Rights	Human Rights Annexes
	3.3.4 Human rights mitigation and remediation	Human Rights Annexes
3.4 Human Capital Development	3.4.1 Training and development	Human capital management Annexes
3.5 Talent Attraction & Retention	3.5.1 Hiring	Human capital management Annexes
	3.5.6 Employee Turnover Rate	Annexes
	3.5.7 Trend of Employee Engagement	Annexes
3.6 Corporate Citizenship and Philanthropy	3.6.1 Corporate Citizenship Strategy	Community relations
	3.6.2. Type of Philanthropic Activities	Annexes
	3.6.3 Philanthropic Contributions	Community relations
3.7 Occupational Health and Safety	3.7.1 Fatalities	Wellbeing, Health, and Safety at Work Annexes
	3.7.3 Lost-Time Injury Frequency Rate (LTIFR) - Contractors	Wellbeing, Health, and Safety at Work Annexes
	3.7.2 Lost-Time Injury Frequency Rate (LTIFR) - Employees	Wellbeing, Health, and Safety at Work Annexes

SDG	Description	Goals	Location
5	Gender equality	5.1 End all forms of discrimination against all women and girls everywhere	Human capital management
		5.5 Ensure women's full and effective participation and equal opportunities for leadership at all levels of decision-making in political, economic, and public life	Human capital management
7	Affordable and clean energy	7.2 By 2030, increase substantially the share of renewable energy in the global energy mix	Climate strategy and decarbonization
		7.3 By 2030, double the global rate of improvement in energy efficiency	Operational Efficiency
8	Decent work and economic growth	8.1 Sustain per capita economic growth in accordance with national circumstances and, in particular, at least 7% gross domestic product growth per annum in the least developed countries	Financial Excellence
		8.2 Achieve higher levels of economic productivity through diversification, technological upgrading, and innovation, including through a focus on high-value added and labor-intensive sectors	Human capital management Supply chain management
		8.4 Improve progressively, through 2030, global resource efficiency in consumption and production and endeavor to decouple economic growth from environmental degradation, in accordance with the 10-year framework of programs on sustainable consumption and production, with developed countries taking the lead	Environmental Performance
		8.5 By 2030, achieve full and productive employment and decent work for all women and men, including for young people and persons with disabilities, and equal pay for work of equal value.	Human capital management
		8.7 Take immediate and effective measures to eradicate forced labor, end modern slavery and human trafficking and secure the prohibition and elimination of the worst forms of child labor, including recruitment and use of child soldiers, and by 2025 end child labor in all its forms	Human Rights
		8.8 Protect labor rights and promote safe and secure working environments for all workers, including migrant workers, in particular women migrants, and those in precarious employment	Human capital management Supply Chain

9	Industry, innovation, and infrastructure	9.1 Develop quality, reliable, sustainable, and resilient infrastructure, including regional and transborder infrastructure, to support economic development and human well-being, with a focus on affordable and equitable access for all	Relationship with communities
		9.2 Promote inclusive and sustainable industrialization and, by 2030, significantly raise industry's share of employment and gross domestic product, in line with national circumstances, and double its share in least developed countries	Financial Excellence Human capital management Supply chain management
		9.4 By 2030, upgrade infrastructure and retrofit industries to make them sustainable, with increased resource-use efficiency and greater adoption of clean and environmentally sound technologies and industrial processes, with all countries acting in accordance with their respective capabilities	Relationship with communities Operational Efficiency
11	Sustainable Cities and communities	11.2 By 2030, provide access to safe, affordable, accessible, and sustainable transport systems for all, improving road safety, notably by expanding public transport, with special attention to the needs of those in vulnerable situations, women, children, persons with disabilities and older persons	Relationship with communities
13	Climate action	13.1 Strengthen resilience and adaptive capacity to climate-related hazards and natural disasters in all countries	Climate strategy and decarbonization
15	Life on land	15.3 By 2030, combat desertification, restore degraded land and soil, including land affected by desertification, drought, and floods, and strive to achieve a land degradation-neutral world	Environmental Performance
		15.5 Take urgent and significant action to reduce the degradation of natural habitats, halt the loss of biodiversity and, by 2020, protect and prevent the extinction of threatened species	Environmental Performance
16	Peace, justice, and strong institutions	16.5 Substantially reduce corruption and bribery in all their forms	Ethics and Transparency Supply Chain Risk Management
		16.6 Develop effective, accountable and transparent institutions at all levels	Corporate Governance
		16.7 Ensure responsive, inclusive, participatory and representative decision-making at all levels	Human talent management Human Rights
		16.10 Ensure public access to information and protect fundamental freedoms, in accordance with national legislation and international agreements	Information Security and Cybersecurity and the business in the long-term

Sustainability Report 2021 Glossary - TGI

Own indicator / Term	Criteria / Definition
Percentage of revenues allocated to R&D	<p>The indicator corresponds to the total value of R&D expenses and the percentage of total expenses compared to total sales per year.</p> <p>Investment in R&D promotes innovation, research, and development of the transformation pillar through initiatives in digitization, data analytics, and innovation aiming at increases in operational and process efficiency, reduction of greenhouse gas emissions, eco-efficiency, and disruptive innovation related to the development of new energy sources and long-term business.</p> <p>The indicator is estimated using the formula as follows:</p> <p>% R&D Investment = (Sum of investment values in R+D+i of the initiatives developed or approved in the transformation pillar or in other instances of the company with approved and committed resources) / (Budgeted income of the company for 2021) R&D includes all the initiatives conceived for innovation, research, digitization, and the company's developments."</p>
MPCD incremental on demand	<p>The indicator represents the sum of the total volume of incremental demand assigned to the business units.</p> <p>The following mobility units and industries are considered.</p>
R&D strategic alliances	<p>The indicator represents the total monetary resources invested in R&D through alliances with different organizations, such as ministries and universities, formalized in the reporting year.</p> <p>Strategic alliances in R&D are those alliances that promote innovation and the advancement of the transformation pillar through collaboration with specialized entities and organizations with experience in aspects determined and identified by the company. These alliances are managed through framework agreements that include specific contracts to be structured for planned activities.</p> <p>These alliances aim to develop projects and initiatives leading to results that can solve problems or take advantage of opportunities by creating new business units or structuring new businesses and improving efficiency, results, and the performance of the organization's operations and businesses opportunities.</p> <p>The lines of action and topics include initiatives in digitalization, data analytics, and innovation related to processes and operational efficiency gains, reduction of greenhouse gas emissions, eco-efficiency, and disruptive innovation for the development of new energy sources.</p>
Quality of service	<p>The indicator represents customer satisfaction with the quality of the service provided by TGI.</p> <p>TGI hires a third party, in this case, the National Consulting Center, to evaluate TGI's relationship with customers.</p> <p>The National Consulting Center issues a report with qualitative information and an average rating of the general quality of the service.</p>

Continuity of the transport system (%)	<p>The purpose is to measure the continuity in the provision of the natural gas transportation service for reasons related to internal management.</p> <p>Variables:</p> <p>H_Di = Hours of service available per node (24 hours) H_Si = Hours of service suspended per node due to internal management (force majeure, project work, city gate closures due to the sender will not be considered).</p> <p>Formula:</p> $CONT(\%) = \frac{\sum HDi - \sum HSi}{\sum HDi} \times 100$
Diversity of governing bodies.	<p>The indicator includes the following information:</p> <p>1) No. of women on the Board of Directors (Employee representatives are not included in the total number of women on the Board of Directors)</p>
Human rights due diligence.	<p>This indicator aims to assess whether due diligence is in place as a process to identify potential human rights impacts proactively and systematically and where they might occur. This indicator is based on: Identification of risks in operations Identification of current or potential impact groups covered by Due Diligence</p>
Social investments	<p>This indicator includes three (3) categories: (i) charitable donations, (ii) community investments, and (iii) commercial initiatives. These categories are described as follows.</p> <ul style="list-style-type: none"> • Charitable donations: Refers to one-off or occasional support for good causes in response to the needs and requests of charitable and community organizations, employee requests, or in reaction to external events, such as emergency relief situations. It is often considered traditional philanthropy or grantmaking. • Community Investments: refers to long-term strategic participation in, and in association with, community organizations to address specific social issues chosen by the group to protect its long-term corporate interests and enhance its reputation. • Commercial initiatives: are those activities related to the Group in the community, generally performed by the commercial departments to directly support the success of the organization, promoting its corporate and brand identity and other policies, in association with charitable and community organizations. The contribution to charitable or community organizations is the only aspect that should be considered. The total costs of the marketing campaign or similar activities are not included. <p>• Charitable Donations + Community Investment + Commercial Initiatives = Social Investments</p>
Significant operations	Operations in Colombia



Suratena Shelter
Risaralda

Annexes

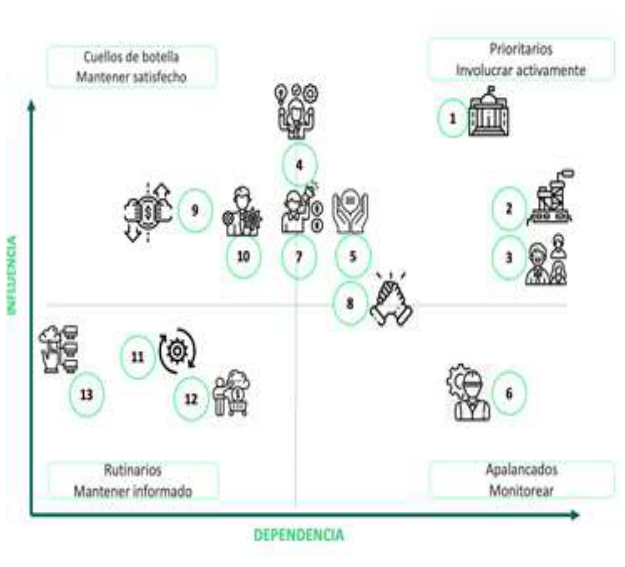
Organizational Profile

(102-7) Scale of the Organization

Scale of the Organization	2018	2019	2020	2021
Total number of employees	424	447	457	462

Materiality Analysis

(102-40) Prioritization of stakeholders by department and influence



1. Government Entities and control entities
2. Customers (senders)
3. Employees
4. Board of Directors
5. Communities and actors of the territory
6. Contractors and suppliers
7. Investors
8. Strategic partners and allies
9. Financial entities and credit rating agencies
10. Shareholders
11. Guilds and associations
12. Final consumers
13. Media and opinion leaders

(102-47) Description of material issues.

Material issue	Descriptors
Operational Efficiency	<ul style="list-style-type: none"> ● Inspection and maintenance. ● Contract management. ● Asset management (investments, time, and resources). ● Financial Excellence. ● Risk management and disaster relief. ● Emergency management.
Strategic relationship and regulatory management	<ul style="list-style-type: none"> ● Alliances for the competitiveness of the sector. ● Collaborative work with public-private entities. ● Public influence and lobbying activities. ● Union management. ● Anticipation of regulatory changes.
Innovation	<ul style="list-style-type: none"> ● New disruptive businesses. ● Technological development. ● Solutions for efficiency in the operation. ● Innovative thinking in corporate culture. ● Decarbonization and climate resilience of the business / Initiatives for using clean energy.
Corporate Governance	<ul style="list-style-type: none"> ● Effective tools for decision making. ● Diversity guidelines in governing bodies. ● Training and evaluation of government bodies. ● Depoliticization in decision making.
Climate Strategy	<ul style="list-style-type: none"> ● Measurement and monitoring of carbon footprint. ● Climate change mitigation. ● GHG emissions compensation. ● Adaptation to climate change: analysis of risks and opportunities. ● Operational efficiency through technological tools. ● Involvement of stakeholders in carbon footprint issues. ● Climate monitoring and digital transformation. ● Stakeholders' education, training, and awareness
Relationship with communities	<ul style="list-style-type: none"> ● Real relationship with communities ● Respect for the social and cultural values of the territory. ● Communications and crisis management in the territory. ● Identification and management of impacts on the territory.
Human capital management	<ul style="list-style-type: none"> ● Adoption of corporate culture. ● Personal and professional development (know how). ● Performance evaluation. ● Work environment, benefits, and quality of life. ● Talent attraction and retention. ● Diversity and inclusion. ● Collective bargaining. ● Involvement of collaborators in sustainability issues.
Quality services and customer management	<ul style="list-style-type: none"> ● Customer service culture. ● Transparency and efficiency in interactions. ● Monitoring of customer satisfaction.

Corporate Governance

(102-18) Corporate Governance at TGI is composed by:

- General Shareholders Assembly: The controlling shareholder (99.9%) is Grupo Energía Bogotá (GEB).
- Board of Directors: It is the highest administrative body of TGI. By statutory provision, it has sufficient powers to adopt the required determinations for the company fulfills its purposes. It is made up of seven (7) members with three (3) numerical alternates, elected at the General Shareholders Assembly for two-year terms with the possibility of re-election.
- In 2021, the Board was made up of three women and four men. Of the seven main members, two are GEB collaborators (Álvaro Villasante and Mario Martín Mejía del Carpio) and five are independent (Ana Fernanda Maiguashca, José Fernando Montoya, Héctor José Fajardo Olarte, Tatyana María Orozco and Mónica Cheng).
- Board of Directors committees, management committees, and strategic forums whose role is to advise the management of the Board of Directors and the President, respectively. The committees responsible for making decisions on economic, environmental, and social issues:
 - Corporate Governance, Sustainability and Human Talent Committee.
 - Finance and Investment Committee.
 - Operational Committee.
 - Audit and Risk Committee.

For further information, please refer to the 2021 Corporate Governance Report

(102-19) The Board of Directors has the broadest mandate to manage the company. In this sense, the Statutes have established in article 52 the functions of the Board of Directors, where it is set to delegate, in any person or body, its decisions except for the procedures provided for in the following numerals of the aforementioned article: 1, 2, 8, 10, 11, 12, 13, 14, 20, 26, 27, 33, 34, 35 and 36.

(102-24) The Board of Directors is elected through the electoral quotient procedure by the General Assembly of Shareholders. Said governing body, in accordance with article 19, numeral 16 of Law 142 of 1994, will be integrated proportionally expressing the share ownership. *For further information, please refer to the 2021 Corporate Governance Report*

(GRI 102-25) At TGI, we have a Conflict-of-Interest Management Policy, hereinafter “the Policy,” which establishes the general guidelines for knowing, managing, and resolving conflicts of interest of the Administrators and Collaborators of the company.

It includes situations that may lead to a conflict of interest through the completion of the Declaration of Adherence to the Code of Ethics, where they report or state their membership of Boards of Directors, their shareholdings in companies, their relationship with suppliers and customers, and the existence of sanctions or fines. The Compliance Department presents this information for the consideration of the corresponding instances. In the case of members of the Board

of Directors, they are taken to the Audit and Risk Committee of the Board of Directors to apply the required measures to manage the reported situation.

(102-26) The functions of the President of TGI are contemplated in article 59 of the Statutes as follows: The Board of Directors must meet at least once a year to discuss, among other topics, the definition or monitoring of the company's strategy. In the exercise of its functions, it must approve and monitor the strategic plan, the business plan, and all the company's development plans and the guidelines for their execution.

The Board approved a corporate strategy under permanent review in session 198 of January 27, 2021. The strategic map proposal is submitted to the Board of Directors every year, and the strategic pillars are monitored every month.

(102-27) In 2021 we carried out the induction process for the members of the Board of Directors appointed for the first time. This process allowed us to present the most relevant company issues to new members. Likewise, to develop and enhance the collective knowledge of the highest governance body, essential information was provided to them to acquire sufficient knowledge regarding the company and the sector. We also provided information related to the position's responsibilities, obligations, and functions. Additionally, we facilitated training for the board members to strengthen their knowledge about the business, the sector, and economic, environmental, and social subjects. Different presentations included business matters, the Corporate Strategic Plan, and others. Similarly, the Board of Directors received advice and support from external advisors.

(102-28) Annually, TGI's Board of Directors performs a self-assessment of its functions and work as a collegiate body, identifying its degree of compliance. Additionally, the evaluation of its committees and its members individually considered is carried out with the support of an external and independent advisor. In 2021, the firm Governance Consultants performed the evaluation. The Board of Directors' self-assessment conclusions must be presented to the General Assembly of Shareholders every year. *For further information, please refer to the 2021 Corporate Governance Report*

(102-28) TGI's audits (internal audit) and that of the statutory auditor are also performed to complement the evaluation process. Additionally, every six months, the assessment of compliance with corporate governance standards by the Board of Directors and its Committees is presented to the Corporate Governance Committee.

(102-29) Through the Corporate Governance, Sustainability, and Human Talent Committee, the Board of Directors will be aware of this committee's recommendations on environmental and social management issues. In article 52 of the Bylaws, numerals 4,9,11,13,17,19,21, 25, 26,33, and 36, the functions of the Board of Directors are stated as follows:

- Receive, evaluate, approve, or disapprove the management progress reports presented by the company's President.

- Approve and monitor the strategic plan, the business plan, and all the company's development plans and the guidelines for their execution.
- Approve the personnel policies, the remuneration parameters suggested by the President, and the annual budget for the staff.
- Adopt specific measures regarding the company's governance, its conduct, and its information to ensure respect for the rights of those who invest in its shares or any other issued value. Likewise, guarantee the proper administration and the public knowledge of its management and submit to the General Assembly of Shareholders and the President a report that includes the described topics.
- Approve investment, disinvestment, and/or project decisions in which the company participates that exceed seventy thousand (70,000) SMMLV, as well as the decisions that, follow the provisions of the Business Group agreement and the Corporate Governance Model.

Ethics and Transparency

(Own) Measurement of Ethical Culture

In 2021, Grupo Energía Bogotá SA ESP, with the support of the firm Ethisphere, carried out the evaluation of the Ethical Culture for all its subsidiaries, which included the eight pillars of the Ethical Culture established by Ethisphere:

- Program and resources knowledge,
- Job perception,
- Observation and reporting of inappropriate behaviors,
- Pressure,
- Organizational Justice.
- Perceptions about the Manager.
- Leadership perceptions,
- Perceptions about their co-workers and the environment.

98.3% of the employees participated in the activity. As a result of the evaluation, a Culture Quotient of 84.6 was obtained, identifying opportunities for improvement to strengthen the company's climate of transparency and integrity.

(Own) Incidents reported through the Ethical Channel

Incident	Quantity	Ongoing verification process	Closed
Corruption			
Fraud in contractual processes and/or improper formalization of contracts	1	0	1
Improper use of company assets	1	0	1
Inadequate alteration of contractual process	1	0	1
Misappropriation of Assets - Theft or diversion of money or company assets.	1	0	1
Corruption, bribery, conflicts of interest	1	0	1
Employment situation	2	1	1

Others	1	0	1
Ethical dilemmas	4	0	4
Total	12	1	11

Strategic Relationship and Regulatory Compliance

(Own) Contributions and Contributions to unions

Beneficiary	2018	2019	2020	2021
ANDESCO	68878000	77077000	89582000	81970000
ANDI	0	60847600	211444800	181983000
NATURGAS	135466000	140520000	176733000	330644034
CIEV	1656233	7022424	7443768	7563616
Total contributions and other expenses	206000233	285467024	485203568	602160650

(Own) Management report requirements

- In 2021 at TGI, we complied with Colombian legislation's intellectual property and copyright regulations.
- We record that, in 2021, we did not interfere in the free circulation of invoices issued by vendors or suppliers.
- There were no operations carried out with partners or administrators in 2021

Financial Excellence

(201-1) (102-7) (Own)

Economic Performance	2020	2021
	million COP	million COP
Economic value generated (EVG)	\$ 1,709,312,021,649.94	\$ 1,475,848,850,302.77
Operating income	\$ 1,683,317,895,804.07	\$ 1,440,089,326,715.16
Financial income (interest, stock dividends)	\$ 14,206,421,374.97	\$ 15,208,525,247.81
Income Equity Participation Method	\$ 11,779,849,358.98	\$ 20,550,998,339.80
Other non-operating income	\$ 7,855,111.92	\$ -
Economic value distributed (EVG&D)	\$ 1,248,810,753,088.85	\$ 1,211,034,706,893.74

Operating costs (property rental, license fees, royalties, payments to contractors)	\$ 211,766,036,727.75	\$ 158,753,515,808.18
Salaries, fringe benefits, and other benefits (salaries, pension contributions, insurance, severance pay, additional payments to the government on behalf of employees)	\$ 89,305,556,413.34	\$ 87,724,861,147.36
Dividends to shareholders (profit distribution project)	\$ 371,692,971,833.00	\$ 489,412,298,313.00
Interest payment	\$ 258,107,004,694.49	\$ 251,217,119,200.94
Payments to the government, by country (taxes, fines, penalties, permits)	\$ 313,569,399,884.24	\$ 221,802,710,759.55
Community Investment: Social Investments + Charitable Donations	\$ 4,369,783,536.02	\$ 2,124,201,664.71
Economic value retained	\$ 460,501,268,561.09	\$ 264,814,143,409.03
EBITDA	\$ 1,298,339,398,482.54	\$ 1,125,747,979,366.76
Net profit	\$ 568,684,114,332.84	\$ 375,861,109,399.95

(Own) Capital Structure

Required information	2019		2020		2021	
	COP	USD	COP	USD	COP	USD
	8,234,127,203,860	2,512,595,496	8,822,128,282,195	2,570,175,756	10,067,825,805,943	2,528,867,417
Passives	5,350,201,822,119	1,632,582,625	5,672,771,740,096	1,652,664,746	6,805,338,224,982	1,709,385,763
Assets	2,883,925,381,740	880,012,872	3,149,356,542,100	917,511,010	3,262,487,580,962	819,481,653
TRM	3277.14		3432.5		3981.16	

Supply Chain Management

(Own) Total value of spending on suppliers.

	Spending on suppliers (USD millions)
2018	83.54
2019	120.06
2020	40.87
2021	50.28

(Own) Evaluation of new suppliers under environmental and social criteria¹
(204-1) Proportion of spending on local suppliers

Required information	Answer			
	2018	2019	2020	2021
Total number of new suppliers	41	48	61	22
Number of new suppliers that have been evaluated and selected according to environmental and social criteria.	21	14	43	13
Percentage of new suppliers that have been evaluated and selected according to environmental and social criteria.	51.22	29.17	70.49	59.09
Percentage of the procurement budget from locations with significant operations spent on suppliers in the area of the operation	74.72	96.84	96.88	94.75

(Own) Proportion of local suppliers

	Proportion of local suppliers (%)
2018	93.51
2019	96.49
2020	97.20
2021	95.12

(102-48) In previous years, the information from the evaluation indicator of new suppliers with environmental and social criteria has been reported under the GRI indicators 308-1 and 414-1 as an evaluation of new suppliers in socio-environmental standards before filing a new relationship with them. However, it is considered an evaluation of the socio-environmental performance of new suppliers. This information has been restated in this report as an own indicator, which shows the percentage of suppliers evaluated with environmental and social criteria.

Operational Efficiency

(Own) Availability

	Availability (%)
2018	98

¹ There is a significant decrease in the proportion of new suppliers evaluated with environmental and social criteria due to the term of the contracts. For that reason, for some of them, in 2021, the evaluation phase had not been completed. Therefore, both will be evaluated in 2022.

2019	98.2
2020	98
2021	97.8

Climate strategy and decarbonization

(GRI 302-1)

Description	Result 2021
Total consumption of fuels from non-renewable sources within the organization	2,431,926.86 GJ
ACPM	8,172.00
Gasoline	903.00
CNG	2,245.62
Natural gas	2,420,606.24
Total consumption of fuels from renewable sources within the organization	-
Total consumption of other energy sources	11,134.21 GJ
Electricity	11,134.21
Heating	-
Refrigeration	-
Steam	-
Total sales of other energy sources	-
Electricity	-
Heating	-
Refrigeration	-
Steam	-
Total energy consumption within the organization	2,443,061.07 GJ
Standards, methodologies, assumptions, and calculation tools	<p>To calculate consumption, we collect information from our operational centers and perform the required conversions to report the data in Gigajoules.</p> <p>Specifically, the information included in the invoices issued by the public service companies is recorded for electrical energy consumption, and the conversion from KWh to Gigajoules is done.</p>

Source of conversion factors used	<p>1 Btu = 1,055.06 Joules 1 Watt hour = 3,600 Joules 1 Gallon = 0.2641 L</p> <p>1 cubic foot = 1.03 MMBTU of natural gas Fuels*:</p> <ul style="list-style-type: none"> • http://www.upme.gov.co/calculadora_emisiones/aplicacion/calculadora.html • Prospectiva Gas Natural y Gas LP 2015-2029
--	---

*The calorific power values corresponding to the LHV (lower heating value) were used for the calculations.

(GRI 305-1) (GRI 305-2) (GRI 305-3)

Description	2021 Result
Direct (Scope 1) GHG emissions	219,412.20 Ton CO2-eq
Biogenic emissions of CO2 (scope 1)	52.57
Indirect GHG emissions when generating energy (scope 2)	414.43 Ton CO2-eq
Indirect GHG emissions when generating energy (scope 2 by location)	414.43
Other indirect (Scope 3) GHG emission	138.00 Ton CO2-eq
Other indirect (Scope 3) GHG emission	138.00
Other Biogenic emissions of CO2 (scope 3)	-
Gases included in the calculation	CO2, CH4, N2O
Base Year	The base year for TGI corresponds to the calculation of the carbon footprint for the year 2019, from January 1 to December 31, with emissions of 158,178.3 Ton CO2-eq. The selection of the base year is made considering that it is the period when the methodology is established to consolidate representative and verifiable data of the organization's activity.
Emission factors and global warming potential (GWP) rates	<p>For the different scopes, we use the GWP factors and values established by:</p> <p style="text-align: center;">Scope 1:</p> <ul style="list-style-type: none"> • IPCC Fifth Assessment Report, 2014 (AR5) • UPME, 2016 <p style="text-align: center;">Scope 2:</p> <ul style="list-style-type: none"> • Ministry of Mines and Energy, the Mining-Energy Planning Unit and XM (Emission factor of the Colombian energy matrix) <p style="text-align: center;">Scope 3:</p> <ul style="list-style-type: none"> • Flights (ICAO http://www.icao.int/ENVIRONMENTAL- <ul style="list-style-type: none"> • Printing supplies (Ecoinvent 3.3) • Waste (WARM, Waste Reduction Model)
Consolidation approach	We consolidate reported emissions through the operational control approach.

<p>Standards, methodologies, assumptions, and calculation tools</p>	<p>We rely on the ISO 14064 standard to prepare our footprint calculations related to the company's emissions.</p> <p>For calculations related to natural gas from our operations, we adjust its composition (and, therefore, the calculation of the resulting emissions) according to the characteristics of the gas transported, considering a methane percentage of 84.74%.</p> <p>For the calculation of other indirect GHG emissions (scope 3), we consider the following categories and activities:</p> <ul style="list-style-type: none"> • Paper and toner consumption • Corporate flights • Waste
--	---

(GRI 305-4) GHG emissions intensity

Description	2021 Result
<p>GHG emissions intensity ratio</p>	<p>1.24 Ton CO2-eq / MCF of transported gas</p>
<p>Calculation parameters</p>	<p>To calculate the intensity of emissions, we consider using the Million Cubic Feet (MCF) of natural gas transported by TGI in the year as a comparison parameter.</p>
<p>Type of emissions and gases included</p>	<p>Emissions included in the global ratio: Scope 1 (Direct emissions from stationary combustion + Direct emissions from mobile combustion + Fugitive emissions + venting for maintenance and contingencies).</p> <p>The percentage of contribution that Scope 1 has over the total Carbon Footprint of TGI is more than 99%, so the emission intensity indicator only focuses on the sources identified for this scope.</p> <p>The emission source that most impacts this indicator is venting. The effect is caused because the volume of methane release depends on the amount and magnitude of the maintenance and/or new connections required by the natural gas transportation system and the events rupture during the term.</p> <p>The gases included are CO₂, CH₄ and N₂O.</p>

(Own) Incentives related to climate change management

(GRI 305-5) Reduction of GHG emissions

Description	2021 Result
<p>GHG emissions intensity ratio</p>	<p>72,000 Ton CO2-eq</p>
<p>Gases included in the calculation</p>	<p>CH₄</p>
<p>Base Year</p>	<p>2019</p>
<p>Scope of reductions</p>	<p>Scope 1 The information reported refers to the carbon credits acquired to compensate for the contingencies that occurred in the year. These contingencies impacted the release of CH₄ into the environment, equivalent to 72,000 tons of CO₂-eq.</p>
<p>Applied standards, methodologies, assumptions, and calculation tools</p>	<p>The impact of the contingencies presented in the year was calculated using the Corporate Carbon tool, based on the methodologies of the GHG Protocol and ISO 14064.</p>

(Own) Risk management drills at operating centers

Indicator data	2018	2019	2020	2021
Number of operational centers where practical drills were carried out	21	23	24	24
Number of operating centers	23	23	23	23
Coverage ratio	0.91	1.00	1.04	1.04

We seek to motivate our collaborators to contribute to reducing the carbon footprint by establishing an economic incentive for the fulfillment of the corporate goal for climate change management.

Job categories benefited	Type of incentive	Indicator measured to access the incentive
Collaborators in general	Monetary	100 - (Carbon Footprint 2021/Footprint Carbon 2019) *100 3% reduction target
Middle management	Monetary	
Senior management	Monetary	

(Own) R&D strategic alliances

Indicator data	2019	2020	2021
Number of partnerships formalized in the year	1	2	1
Invested Resources (COP)	\$ 52,452,000	\$ 93,248,000	\$ 188,268,600

The alliances focus on developing projects and initiatives related to the production, storage, and transportation of energy sources such as biogas and hydrogen. Currently, we have alliances with the Ministry of Science, Technology and Innovation and universities such as Antonio Nariño University and Universidad del Valle. The reported values only refer to the money invested in Research and Development by TGI (supported by contracts and agreements). We do not consider in-kind contributions (person-hours of TGI SA ESP personnel working in the projects).

Community Engagement

(203-1) Infrastructure Investments and Supported Services
(Own) Other Social Investments

Program	Project Status	Timeframe	Resources invested COP	Resources invested USD	Actual or Expected Impacts on Communities and Local economies	Impacted People	Investment Type	Investment Service Classification
Networks for progress: Agreement 751335: Rural gasification in the municipalities of Jesús María and Florián.	Executed	12 Months	728,623,188	194,658	Access to public household gas service coverage expansion.	2,473	Voluntary	Agreement
Networks for progress: Agreement 751360: Rural gasification in the municipality of Miraflores.	Executed	6 months	220,415,711	58,886		109	Voluntary	Agreement
Networks for progress: Agreement 6500002854: Culvert box and community hall construction - municipality of Puente Nacional.	Executed	14 Months and 20 days	40,000,000	10,686	Improved mobility and meeting conditions for communities.	680	Voluntary	Agreement
Networks for progress: Contract 6500003177: Maintenance of the road next to ECG Puente Guillermo, municipality of Puente Nacional.	Executed	2 months	81,571,881	21,793		120	Voluntary	Agreement
Networks for progress: Agreement 6500003113: Maintenance of the road in the municipality of Mariquita.	Executed	4 months	7,500,000	2,004		300	Voluntary	Agreement
Networks for progress: Agreement 6500002867: Aqueduct construction resguardo Suratena, municipality of Marsella.	Executed	17 Months	40,000,000	10,686	Improved community health conditions	210	Voluntary	Agreement
Networks for progress: Agreement 6500003501: Installation of 8 solar panels - Manaure.	Executed	3 months	73,125,000	19,536	Clean energy generation for communities lacking this resource.	496	Voluntary	Agreement
Networks for progress: Contract 6500003199: Installation of 7 solar panels - Municipality Manaure	Executed	3 months	80,731,590	21,568		779	Voluntary	Agreement
Networks for Empowerment: Contract 751311: Strengthening community leaders	Executed	3 months	214,896,100	57,411	Strengthening of leadership, project formulation, and community management skills	96	Voluntary	Agreement
Networks for Competitiveness Agreement 6500003094: Agroforestry program in the municipality of Sabanalarga.	Executed	5 months	25,880,000	6,914	Improved inputs for agricultural production and environmental protection.	3,425	Voluntary	Agreement

Networks for Competitiveness Agreement 6500003183: Citrus seedlings supply for the municipality of Tununguá	Executed	3 months	59,918,288	16,008	Increased availability of agricultural production supplies in the municipality.	248	Voluntary	Agreement
Competitiveness Networks Contract 6500003149 and Easy purchase: supplies and materials for ethnic communities in the department of La Guajira.	Executed	1 month	173,469,570	46,344	Supplies availability for productive projects and support for food security.	2,326	Voluntary	Contract
Networks for Competitiveness Agreement 751379: Social projects in the municipality of Miraflores.	In Progress	7 months	26,675,400	7,127	Health conditions improvement through the construction of eco-efficient stoves.	229	Voluntary	Agreement
Networks for Competitiveness Productive Project: Jorge Eduardo Sarmiento Camacho	Executed	1 month	21,945,075	5,863	Improvement in productive conditions of families associated with the Cusiana Phase IV project.	4	Mandatory	Social factors recognition agreement
Networks for Competitiveness Productive project: María del Rosario Calderón	Executed	1 month	21,945,075	5,863		4	Mandatory	Social factors recognition agreement
Networks for Competitiveness Productive project: Luis Alejandro Sandoval	Executed	1 month	19,750,567	5,277		4	Mandatory	Social factors recognition agreement
Networks for Competitiveness Productive project: Jairo Antonio Romero	Executed	1 month	19,750,567	5,277		4	Mandatory	Social factors recognition agreement
Networks for Competitiveness Productive project: Rafael Humberto Alfonso	Executed	1 month	19,750,567	5,277		4	Mandatory	Social factors recognition agreement
Networks for Competitiveness Productive project: Clemente Sánchez Barbosa	Executed	1 month	20,702,900	5,531		4	Mandatory	Social factors recognition agreement
Networks for Competitiveness Productive project: Luis Mario Delgado	Executed	1 month	20,702,900	5,531		4	Mandatory	Social factors recognition agreement

(203-2) Significant Indirect Economic Impacts

TGI 2021	
<p>Significant indirect economic impacts identified by the organization (positive and negative).</p>	<ol style="list-style-type: none"> <p>1. Rural gasification project in the municipalities of Jesús María and Florian - Santander One of our primary purposes is strengthening communities' capacities in the influence areas. Thus, based on transparency, integrity, and leadership, we seek a sustainable economy that promotes the diversification of local development dynamics, new jobs generation, and life quality improvement. Within the framework of this purpose, we made a voluntary social investment in the communities of the municipalities of Jesús María and Florian in the Department of Santander. The social project expanded the domiciliary natural gas service coverage for the rural area, reaching 2,473 people in 13 villages.</p> <p>As part of our higher purpose of Improving Lives with Sustainable and Competitive Energy, this project has been one of the significant challenges the company set out to achieve in 2021.</p> <p>2. Community Leaders Strengthening Program We have expanded the coverage of our program to strengthen community leaders by 2021, reaching 300 leaders representing 100 villages and 49 municipalities in the following departments: Antioquia, Boyacá, Bolívar, Casanare, Caldas, Cesar, Cundinamarca, Capital District, La Guajira, Meta, Norte de Santander, Quindío, Santander, Tolima, and Valle del Cauca.</p> <p>This project is part of the "REDes que Empoderan" (Empowering Networks) program. We contribute to capacity building for transformational leadership in the territories through this program.</p>
<p>Significance of indirect economic impacts in external benchmarks and stakeholder priorities include national and international standards, protocols, and policy agendas.</p>	<p>We have been working on several processes related to labor participation and integration of the local population in the territories through the supply chain. This is part of our commitment to boost and energize regional and local economies, generate a territorial transformation focused on improving communities' quality of life, and strengthen the social and economic environment by developing job opportunities, with rural women as the main actors.</p> <p>As part of the indirect economic impacts, these are the main activities and results that were managed during 2021:</p> <ol style="list-style-type: none"> <p>1. Guidelines for hiring local labor and contracting goods and services: Through the HSEQ and Social Manual for contractors and suppliers, we have ensured that, through existing commercial contracts, suppliers and local contractors include a local and regional employment strategy in their processes, providing labor participation to communities and encouraging the contracting of goods and services from companies in our area of influence. The guidelines established in the HSE and social manual include education and training for communities and companies in the territory on Human Rights, gender equality, and decent work.</p> <p>2. Induction and accompaniment sessions for suppliers and contractors: We conducted 203 induction and socialization sessions for our suppliers and contractors in 2021. We outlined the guidelines of the HSEQ and Social Guide for contractors. We provided support and accompaniment through social professionals to ensure compliance with the processes and activities related to local contracting and the procurement of goods and services in the regions.</p> <p>3. Labor participation indicators in the territories: In 2021, our suppliers and contractors hired 1,943 people from the regions and areas of influence where we operate.</p>

(413-1) Local Community Engagement Operations, Impact Assessments, and Development Programs

Local Community Engagement Operations, Impact Assessments, And Development Programs	2018	2019	2020	2021
Percentage of operations with local community engagement programs, impact assessments, and development programs included:	0	0	100%	100%
Social impact assessments, including gender impact assessments based on participatory processes	0	0	0	10

Ongoing environmental impact assessments and monitoring	0	0	0	0
Public content on the results of environmental and social impact assessments	0	0	0	1
Local community development programs based on the needs of local communities	0	0	6	6
Stakeholder engagement plans based on stakeholder mapping	0	0	25	45
Committees and consultative processes with local communities, including vulnerable groups	0	0	0	0
Works councils, work health and safety committees, and other worker representation bodies to address impacts.	12	12	12	12
Formal claim or complaint processes in local communities.	0	0	135	159
Total number of operations.	0	0	24	24

(413-2) Operations with Significant Actual or Potential Negative Impacts on Local Communities

TGI 2021		
Operations with Significant Actual or Potential Negative Impacts on Local Communities	Type of Impact	Management Measures
<ul style="list-style-type: none"> Paipa Gas Operating Center Valledupar Gas Operating Center Barrancabermeja Gas Operating Center La Sabana Gas Operating Center Gualanday Gas Operating Center Manizales Gas Operating Center Villavicencio Gas Operating Center Buga Gas Operating Center Puente Guillermo Gas Compressor Station Miraflores Gas Compressor Station Mariquita Gas Compressor Station Hatonuevo Gas Compressor Station 	Generation of expectations due to infrastructure maintenance activities.	Through socialization and information forums regarding the project or activity and its different stages, clear and transparent communication
<ul style="list-style-type: none"> Mariquita Gas Compressor Station Puente Guillermo Gas Compressor Station 	Use of road infrastructure	In response to the effects generated by the mobilization of the company's vehicles, social projects development focused on road infrastructure maintenance or improvement.
Hatonuevo Gas Compressor Station	Noise pollution	Change of technology that generates less noise. Installation of live fences to reduce the noise generated by the operation.
<ul style="list-style-type: none"> Buga Gas Operating Center Mariquita Gas Compressor Station Villavicencio Gas Operating Center Villavicencio Gas Compressor Station 	Waste generation	To reduce waste disposed of in landfills and strengthen the circular economy model through the collection, transportation, and use of the waste mentioned above, we signed an agreement with "Fundación Recicla – Vida Integral" foundation as a strategy for the integral management of non-hazardous usable solid waste (paper, metal, cardboard, plastic, glass).
<ul style="list-style-type: none"> Bogotá administrative headquarters La Sabana Gas Compressor Station Mariquita Gas Compressor Station Padua Gas Compressor Station Miraflores Gas Compressor Station 	Resource use and utilization	We implemented an operational automation process involving compressor engine ignitions and their electronically controlled venting in the gas compressor stations. As a result, less gas is vented to the relief system during the ignition process.

<ul style="list-style-type: none"> Hatonuevo Gas Compressor Station Miraflores Gas Compressor Station Puente Guillermo Gas Compressor Station Vasconia Gas Compressor Station HUB Vasconia Cogua Gas Operating Center 	Resources use and optimization.	We collect rainwater for use in domestic activities. Thus, avoiding the use of water taken from surface or subway water sources.
---	---------------------------------	--

(Own) Number of People Physically and Economically Resettled and Compensated per Type of Project

People Physically and Economically Resettled and Compensated per Type of Project	2018	2019	2020	2021
Number of people physically and economically resettled, broken down by type of project.	0	0	24	0
Number of people compensated, including those who may be positively affected (e.g., access to electricity, new job opportunities).	0	0	24	0
Compensation description	NA	NA	Social factors were recognized per the provisions of the Involuntary Resettlement and Relocation Manual and the conditions of each social unit.	NA
Compensation amount	0	0	COP 482,050,907	0

(Own) Number of Easements by Necessity

Easements by Necessity	2018	2019	2020	2021
Number of Easements by Necessity.	78	101	48	29
Number of people compensated due to easements by necessity.	192	225	109	56
Compensation description	Compensation for use and enjoyment of the gas pipeline and transit easement strip.	Compensation for use and enjoyment of the gas pipeline and transit easement strip.	Compensation for use and enjoyment of the gas pipeline and transit easement strip.	Compensation for use and enjoyment of the gas pipeline and transit easement strip.
Compensation amount (COP)	1.172'692.885	1.468'793.116	791'321.621	424'260.175

(Own) Total Number of Factual Events that Affected the Operation

Factual Events that Affected the Operation	2018	2019	2020	2021
Total number of strike days	4	6	5	1
Number of projects with strikes	4	3	2	1

Location of projects with strikes	Villavicencio (Meta) Paratebueno (Cundinamarca) Puente Nacional (Santander) Manaure (La Guajira)	Norean (Cesar) Puente Nacional (Santander) Curumani (Cesar)	Florian (Santander) Jesús María (Santander) Puente Nacional (Santander)	Miraflores (Boyacá)
Number of RCCS solved within established timeframes	137	169	135	159
Number of RCCS solved outside of established timeframes	206	154	41	11
Number of Rights to Petition solved within established timeframes	137	169	135	159
Number of Rights to Petition solved outside of established timeframes	206	154	41	11

(Own) Complaints About Community Impacts Related to Contractors' Behavior

We have no information for 2018.

Complaints About Community Impacts Related to Contractors' Behavior	2019	2020	2021
Total number of complaints that have been filed about community impacts related to contractors' behavior	16	16	13
Number of complaints solved	16	16	13

(Own) Institutional Strengthening

Type of Meeting/Objective	Number of Meetings Held in 2021	Local Authority Officials Involved in 2021	Main Results 2021
<ul style="list-style-type: none"> Socialization of the disaster risk management plan and principles of healthy coexistence with the pipeline Updating municipal files and directory of related parties. Development of environmental awareness/social values workshops. Inter-institutional alliances for the development of projects in the territories. 	560	<ul style="list-style-type: none"> Mayor Municipal Officers Municipal Risk Management Council Representatives Municipal Ombudsman 	We developed an ongoing local and community environment integration through proactive engagement and interaction with municipal and departmental authorities. Thus, framing initiatives for the development of the territories, respect for the environment, and citizen participation are framed.
<ul style="list-style-type: none"> Presentation of biosafety protocols Recognition of departmental and municipal controls for the attention of the COVID-19 pandemic. Strengthening of relationships with authorities Updating the directory of local authorities Inter-institutional alliances for the development of projects in the territories 	130	<ul style="list-style-type: none"> Mayor Municipal Officers Municipal Risk Management Council Representatives Municipal Ombudsman 	Most of the social management activities were impacted by the restrictions due to the pandemic situation in 2020. However, this allowed us to develop new alternatives, such as virtual meetings while maintaining interaction, communication, and institutional strengthening venues with territorial authorities and other stakeholders.

(Own) Total Social Investment

This investment does not include charitable donations, amounting to COP 51'192,059. We do not have disaggregated information for the 2019-2020 period.

Total Social Investment	2018	2021
Mandatory investment amount (COP)	0	144,547,651
Voluntary investment amount (COP)	3,575,821,590	1,772,806,730

(Own) Type of Social Contribution

We do not have disaggregated information for the 2018-2019 period.

Type of Social Contribution	2020	2021
Strategic social investment	0	500,839,358
Prior consultation activities	0	0
EMP Implementation - Social Component	0	144,547,651
Shared value creation projects	2,472,023,253	1,271,967,372
Humanitarian Aid	1,688,390,824	0
Total	4,160,414,077	1,917,354,381

Own – Social Investments

Amounts by Type of Contribution	2018		2019		2020		2021	
	Amount	%	Amount	%	Amount	%	Amount	%
Total charitable donations	0	0%	128,000,000	2,4%	1,688,390,824	40,6%	51,192,059	2,6%
Commercial initiatives	0	0%	0	0%	0	0%	0	0%
Total community investment	3,575,821,590	100%	5,264,000,000	97,6%	2,472,023,253	59,4%	1,917,354,381	97,4%
Total	3,575,821,590	100%	5,392,000,000	100%	4,160,414,077	100%	1,968,546,440	100%

Contribution Percentages by Category	2020	2021
Cash contribution	44%	0%
In-kind contribution	30%	2%
Contribution to volunteer hours by paid employees	0%	0,21%

Contribution to administrative expenses in social investment by in-kind contribution	26%	98%
Total	100%	100%

(Own) Social return on investment (SROI)

We do not have disaggregated information for the 2018-2019 period.

Social return on investment (SROI)	2020	2021
Total population benefited	28.313	11.537
Total investment in USD	1,110,628	512,240
Net benefit in USD	1,194,981	142,868.80
SROI	1,97	0,72

Human Rights and Multiculturalism

(Own) Training on Human Rights and Gender for Local Communities.

No training on human rights for the community was conducted in 2021. The training plan on the subject was provided exclusively for employees and contractors.

(Own) Local Population Hiring with a Gender Focus

In 2021, TGI suppliers and contractors hired 1,943 people from the regions and areas of influence.

% OF TRAINED LABOR HIRED, BROKEN DOWN BY GENDER	52%
TRAINED LABOR (men)	41%
TRAINED LABOR (women)	11%

% OF UNTRAINED LABOR HIRED DISAGGREGATED BY GENDER	48%
UNTRAINED LABOR (men)	42%
UN TRAINED LABOR (women)	6%

LABOR –MEN	83%
LABOR -WOMEN	17%

Environmental Performance

(303-3) Water withdrawal



(303-5) Water Consumption



(304-1) Owned, Leased, or Managed Operations Located within or Adjacent to Protected Areas or Areas of High Biodiversity Value Outside Protected Areas

As of 2021, we own office and extraction facilities near “protected areas or areas of high biodiversity value outside protected areas”. These lands are not owned or managed by the organization. However, the biodiversity value aspects of these areas are detailed below:

<p>Owned, leased, or managed operations located within or adjacent to protected areas or areas of high biodiversity value outside of protected areas</p> <p>Geographic location</p> <p>Biodiversity value, represented by the attributes of the protected area or high biodiversity value area outside the protected area (terrestrial, marine or freshwater ecosystems).</p> <p>Biodiversity value, represented by protected status listings (e.g., IUCN protected area management categories, Ramsar Convention, and national legislation)</p>	<p>CENTRO ORIENTE GAS PIPELINE (Operations center size: 769,53 Ha) LAM 0069 (Distrito I), CO Barrancabermeja, CO Dina, CO Cogua, CO Vasconia, CO Gualanday, CO Mariquita, CO Sebastopol, Barrancabermeja ECG, San Alberto ECG; Distrito I: Barrancabermeja – Mariquita y Vasconia – Río Minero; Distrito II: Mariquita – Neiva; Distrito III: Río Minero – Cogua</p> <p>Santander (La Belleza, Florián y Albania; Boyacá (Tununguá, Briceño, Chiquinquirá y Caldas); Cundinamarca (Simijaca, Susa, Fúquene, Capellanía, Guatancuy, Ubaté, Cucunubá, Sutatausa, Tausa, Nemocón y Cogua); Tolima (Puerto Salgar, Mariquita y Honda).</p> <p>Tropical dry forest, predominantly transformed ecosystems (68%), followed by natural ecosystems (29%) and semi-natural ecosystems (3%). Natural hedge includes shrublands, forests and grasslands, with a predominance of fragmented forest with secondary vegetation and gallery and/or riparian forest.</p> <p>National Forest Reserve: Río Magdalena. National System of Protected Areas (SINAP) Category: Cuchilla del Minero, Parque el Higuierón, Quebradas El Peñón and San Juan (Streams) Regional Autonomous Corporation (CAR): Complejo Lagunar Fúquene, Cucunubá y Palacio (lagoons), Cuchilla de San Antonio, DRMI Bosque Seco de la Vertiente Oriental del Río Magdalena (Dry Forest), El Robledal, Juaitoque, - Laguna de Pantano Redondo (Lagoon) and Nacimiento Río Susagua (River Spring), Nacimiento Quebradas Honda and Calderitas (Stream Springs), Páramo de Guargua y Laguna Verde, Páramo Guerrero, Páramos de Telecom y Merchán. CAS (CAR): Regional Integrated. Management District (DRMI) del Humedal San Silvestre, Del Río Minero, CORPOBOYACÁ (CAR): Parque Natural Regional Serranía de las Quinchas CORPOCALDAS (CAR): Cuchilla Bellavista, Madre Vieja de Guarinocito CORTOLIMA (CAR): Las Damas; Olla grande, La Esmeralda y el Nahi; Puracé Porvenir Las Violetas; Vallecita.</p>
<p>Owned, leased, or managed operations located within or adjacent to protected areas or areas of high biodiversity value outside of protected areas</p> <p>Geographic location</p> <p>Biodiversity value, represented by the attributes of the protected area or high biodiversity value area outside the protected area (terrestrial, marine or freshwater ecosystems).</p> <p>Biodiversity value, represented by protected status listings (e.g., IUCN protected area management categories, Ramsar Convention, and national legislation)</p>	<p>BALLENA GAS PIPELINE (BARRANCABERMEJA) (Operations center size: 770,85 Ha) LAM 00034 (Distrito I), CO Valledupar, CO Barrancabermeja, Hato Nuevo ECG, Jagua del Pilar ECG, Casacará ECG, Curumaní ECG</p> <p>La Guajira (Manaure, Maicao, Riohacha, Albania, Hatonuevo, Barrancas, Fonseca, Distracción, San Juan del Cesar, El Molino, Villanueva, Urumita, La Jagua del Pilar); Magdalena (El Banco); Norte de Santander (La Esperanza); Santander (Rionegro, Sabana de Torres, Puerto Wilches, Barrancabermeja); Cesar (La paz, San Diego, Agustin Codazzi, Becerril, La Jagua de Ibirico, Chiriguaná, Curumaní, Chimichagua, Pailitas, Tamalameque, Pelaya, La Gloria, Gamarra, Aguachica, Río de Oro, San Martín. San Alberto, Valledupar)</p> <p>Predominantly transformed ecosystems (59%), followed by natural ecosystems (38%) and semi-natural ecosystems (3%). Natural hedge includes shrublands, forests and grasslands, with a predominance of dense shrubland, open sclerophyllous shrubland and gallery and/or riparian forest.</p> <p>National Forest Reserve: Río Magdalena, Serranía de los Motilones, Sierra Nevada de Santa Marta SINAP CATEGORY: Cuenca Alta del Caño Alonso CAS: DRMI del Humedal San Silvestre (Wetland) CDMB (CAR): Complejo Ciénagas Papayal CORPOGUAJIRA (CAR): Bañaderos Cuenca Alta del Río Camarones, Cuenca Baja del Río Ranchería Natural National Park (PNN): La Esperanza, La Nacional</p>

<p>Owned, leased, or managed operations located within or adjacent to protected areas or areas of high biodiversity value outside of protected areas</p>	<p>OCCIDENTE GAS PIPELINE AND 47 RAMALES DE DISTRIBUCIÓN, MARIQUITA –CALI. (Operations center size: 754,32 Ha) LAM 0299, CO Manizales, CO Buga, Mariquita ECG</p>
<p>Geographic location</p>	<p>Tolima (Mariquita, Fresno y Herveo); Caldas (Manzana, Marulanda, Neira, Manizales, Villamaría, Palestina, Belalcázar, Chinchiná); Risaralda (Santa Rosa de Cabal, Dosquebradas, Marsella, La Celia, Balboa, Pereira); Quindío (Filandia, Quimbaya, Salento, Circasia, Montenegro); Armenia (La Tebaida y Calarcá); Valle del Cauca (Ansermanuevo, Cartago, Obando, La Unión, La Victoria, Roldanillo, Zarzal, Caicedonia, Bugalagrande, Sevilla, Guadalajara de Buga, Tuluá, San Pedro, Andalucía, Guacarí, Ginebra, El Cerrito, Yumbo, Palmira, Cali, Candelaria, Pradera y Jamundí)</p>
<p>Biodiversity value, represented by the attributes of the protected area or high biodiversity value area outside the protected area (terrestrial, marine or freshwater ecosystems).</p>	<p>Predominantly transformed ecosystems (82%), followed by natural ecosystems (16%) and semi-natural ecosystems (2%). Natural hedge includes shrublands, forests and grasslands, with a predominance of gallery and/or riparian forest and fragmented forest with secondary vegetation.</p>
<p>Biodiversity value, represented by protected status listings (e.g., IUCN protected area management categories, Ramsar Convention, and national legislation)</p>	<p>National Forest Reserve: Central, Pacífico SINAP CATEGORY: El Cerro Dapa Carisucio, Quebrada Guadualito y el Negrito, Quebrada La Nona, Quebradas La Valenzuela, Quebradas El Peñón y San Juan, Río Blanco y Quebrada Olivares, Río Guabas, Río Meléndez, Río Zabaletas y Cerritos CVC (CAR): De Bitaco, El Vínculo, La Albania, Laguna del Sonso o del Chircal, Mateguadua, Pance, Rut Nativos CARDER: Alto del Nudo, Alto del Rey, Barbas Bremen, Campoalegre, Guasimo, La Marcada CORPOCALDAS: Cerro Guadalupe, Cuchilla de Bellavista, Guacas Rosario, La Marina, Planalto</p>
<p>Owned, leased, or managed operations located within or adjacent to protected areas or areas of high biodiversity value outside of protected areas</p>	<p>PORVENIR LA BELLEZA GAS PIPELINE (Operations center size: 185,29 Ha) LAM 00054, Villavicencio ECG</p>
<p>Geographic location</p>	<p>Boyacá (Miraflores, Jenesano, Moniquirá, Páez, Ramiriquí, Sáchica, Samacá, Santa Sofía, Sutamarchán, Ventaquemada, Villa de Leiva, Zetaquirá); Santander (Albania, Puente Nacional, La Belleza y Florián); Casanare (Monterrey y Sabanalarga)</p>
<p>Biodiversity value, represented by the attributes of the protected area or high biodiversity value area outside the protected area (terrestrial, marine or freshwater ecosystems).</p>	<p>Predominantly transformed ecosystems 67%, followed by natural ecosystems 29% and semi-natural ecosystems 4%. Natural hedge includes shrublands, forests and grasslands, with a predominance of fragmented forest with secondary vegetation and gallery and/or riparian forest.</p>
<p>Biodiversity value, represented by protected status listings (e.g., IUCN protected area management categories, Ramsar Convention, and national legislation)</p>	<p>SINAP CATEGORY: Cuenca Alta del Caño Alonso CAR: Cuchilla de Sucuncuca, El Malmo, Parque Higuierón, Sierra El Peligro CORPOBOYACA: Cortadera, Páramo de Rabanal CORPOCHIVOR: Páramo de Mamapacha y Bijagual, Páramo Rabanal CORPORINOQUIA: San Miguel de los Farallones</p>
<p>Owned, leased, or managed operations located within or adjacent to protected areas or</p>	<p>LA SABANA GAS PIPELINE (Operations center size: 12 Ha) LAV 003-12, CO Cota, La Sabana ECG</p>

areas of high biodiversity value outside of protected areas	
Geographic location	Cundinamarca (Cajicá y Chía)
Biodiversity value, represented by the attributes of the protected area or high biodiversity value area outside the protected area (terrestrial, marine or freshwater ecosystems).	Predominantly transformed ecosystems 94% and natural ecosystems 6%. Natural hedge corresponds to high dense forest on the mainland and swampy areas, mainly forest cover.
Biodiversity value, represented by protected status listings (e.g., IUCN protected area management categories, Ramsar Convention, and national legislation)	SINAP CATEGORY: Bosque oriental de Bogotá CAR: Cerro de juaica, Cuchilla el Chuscal, Humedales de Gualí, Tres Esquinas y Laguna del Funzhé, Nacimiento Quebradas Honda y Calderitas, Páramo de Guargua y Laguna Verde, Páramo de Guerrero, Cerro Pionono, Quebrada Paramillo y Queseros, Sector Salto del tequendama y cerro Manjui, Tibaitatá CORPOGUAVIO (CAR): Cerros Pinonos y Las Águilas

Owned, leased, or managed operations located within or adjacent to protected areas or areas of high biodiversity value outside of protected areas	APIAY GAS PIPELINE (VILLAVICENCIO - BOGOTÁ) (Operations center size: 122 Ha) LAM 0951, CO Villavicencio, Villavicencio ECG
Geographic location	Cundinamarca (Bogotá, Chipaque, Une, Cáqueza, Fosca, Quetame y Guayabetal); Meta (Villavicencio)
Biodiversity value, represented by the attributes of the protected area or high biodiversity value area outside the protected area (terrestrial, marine or freshwater ecosystems).	Predominantly transformed ecosystems 57%, followed by natural ecosystems 40% and semi-natural ecosystems 3%. Natural hedge includes forests and grasslands, mainly gallery and/or riparian forest.
Biodiversity value, represented by protected status listings (e.g., IUCN protected area management categories, Ramsar Convention, and national legislation)	SINAP CATEGORY: Bosque oriental de Bogotá, Cerro Vanguardia, Cuenca Alta del Caño Vanguardia, Páramo atravesado, Quebrada Honda y caños Parrado y Buque CORMACARENA (CAR): Kirpas Pinilla La Cuerera, Parque ecológico Humedal Calatrava, Parqueeológico Humedal Caracolí, Parque ecológico Humedal Charco Oasis, Parque ecológico Humedal Coroncoro, Parque ecológico Humedal CORPORINOQUIA (CAR): El Tinoje, San Miguel

(304-2) Activities, Products, and Services Significant Impacts on Biodiversity

We have impacted 20 hectares located in strategic ecosystems for biodiversity that overlap with TGI's infrastructure in 2021. These impacts are permanent and are described as follows:

Impacts Reversibility or Irreversibility	Type of Impact	Significant Impacts on Biodiversity	Species Affected
Irreversible impacts	Construction	Permanent soil cover alteration	Arboreal flora
		Change in the composition and structure of terrestrial fauna species	Fauna

	Biotic compensation	Changes in the composition of plant species	Arboreal, terrestrial flora and fauna
Reversible impacts	Construction	Intervention of threatened or endangered species of flora or banned species.	Arboreal and terrestrial flora
	Construction and Operation	Terrestrial fauna habitat modification	Fauna
		Changes in the composition of plant species	Arboreal and terrestrial flora

(304-3) Protected or Restored Habitats

Location	Area size (Ha)	Partnership with Third Party	Description	Standards or Methodologies
Cundinamarca / Cajicá	2.99	No	Reforested and maintained areas contributing to plant growth and development.	Compliance with compensatory measures: <ul style="list-style-type: none"> Area planting density. Tree stand and development.
Boyacá / Miraflores - Páez y Zetaquirá	276,88	Miraflores Mayor's Office, Zetaquirá Mayor's Office, Páez Mayor's Office, Corpoboyacá	Procurement of areas for the conservation of water resources under measure approval process by the Corporation.	Compliance with compensatory measures: <ul style="list-style-type: none"> Required hectares to acquire in compliance with the agreement.

(304-4) Species Listed on the IUCN Red List and National Conservation Lists Whose Habitats are Located in Areas Affected by the Operations.




Detailed management measures are established, following a species identification process on the IUCN Red List, in the operational area where these species are located. Therefore, TGI must comply with these management measures when performing maintenance or construction activities to protect identified species' habitats

(306-3) Waste Generation

In 2021, the main waste types generated were cardboard, paper, plastic, metal, food, and other ordinary waste. Hazardous waste includes oils, wastewater, personal protective equipment, batteries, grease, and elements such as filters, wood, plastics, and other contaminated materials. Information on waste generation, not intended for disposal, and waste intended for disposal is compiled through the information and records provided by contractors or third parties responsible for waste management. In addition, our facilities keep consolidated waste generation records, which are consolidated for reporting purposes, as appropriate.



(306-4) Waste diverted from Disposal



* Datos reportados en toneladas
** Todos los residuos son gestionados fuera de las instalaciones.

Total waste not sent for disposal
Preparation for reuse
Recycled
Other waste recovery operations

Total waste
Non-hazardous waste
Hazardous waste

* Data reported in tons
**All waste is managed off-site.

(306-5) Waste Directed to Disposal

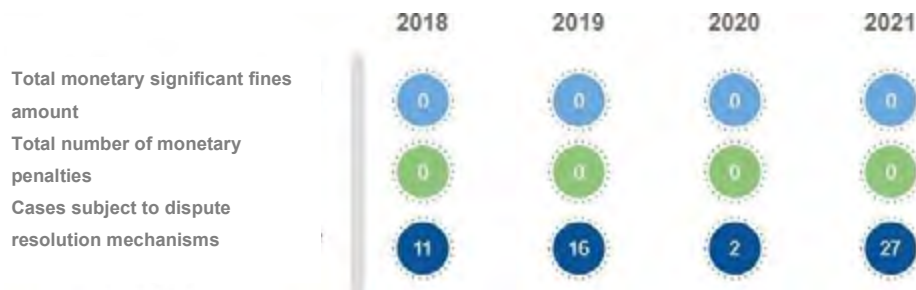
Total waste sent for disposal
Incineration (with energy recovery)
Incineration (without energy recovery)
Transfer to landfill
Other waste disposal operations

Total waste
Non-hazardous waste
Hazardous waste

* Data reported in tons
**All waste is managed off-site.



(307-1) Non-Compliance with Environmental Laws and Regulations



Any of the environmental authorities have not sanctioned TGI. As of December 31, 2021, TGI has 27 cases subject to dispute resolution mechanisms with the AA: ANLA (14), Corporinoquia (4), Corpocesar (4), Cas (2), Corpoboyacá (1), CVC (1) and CRQ (1).

Human Capital Management

(102-8) Employees and other Workers Information

(405-1) Diversity in Governance Bodies and Employees

All of our employees are located in Colombia.

General Labor Indicators	2018	2019	2020	2021
Women	96	112	117	122
Men	328	335	340	340

Total number of employees	424	447	457	462
Percentage of Women	21,40	25,06	25,60	26,41
Percentage of Men	72,80	74,94	74,40	73,59

Employees by Type of Contract	2018		2019		2020		2021	
	Women	Men	Women	Men	Women	Men	Women	Men
Number of open-ended contract employees	96	328	106	333	113	337	119	336
Number of fixed-term contract employees	0	0	6	2	4	3	3	4

Employees by Employment Category	2018	2019	2020	2021
Senior Management (women)	5	7	3	10
Senior Management (men)	10	9	3	12
Senior Management (total)	15	16	6	22
Middle Management (women)	7	13	18	14
Middle Management (men)	16	27	33	27
Middle Management (total)	23	40	51	41
Advisors (women)	1	1	1	1
Advisors (men)	6	7	7	6
Advisors (total)	7	8	8	7
Professional (women)	61	68	72	74
Professional (men)	133	126	132	132
Professional (total)	194	194	204	206
Support/Assistance (women)	22	23	23	23
Support/Assistance (men)	163	166	165	163
Support/Assistance (total)	185	189	188	186
Total	424	447	457	462
Percentage Senior Management (women)	1,18	1,57	0,66	2,16
Percentage Senior Management (men)	2,36	2,01	0,66	2,60
Percentage Senior Management (total)	3,54	3,58	1,31	4,76
Percentage Middle Management (women)	1,65	2,91	3,94	3,03

Percentage Middle Management (men)	3,77	6,04	7,22	5,84
Percentage Middle Management (total)	5,42	8,95	11,16	8,87
Percentage Advisors (women)	0,24	0,22	0,22	0,22
Percentage Advisors (men)	1,42	1,57	1,53	1,30
Percentage Advisors (total)	1,65	1,79	1,75	1,52
Percentage Professional (women)	14,39	15,21	15,75	16,02
Percentage Professional (men)	31,37	28,19	28,88	28,57
Percentage Professional (total)	45,75	43,40	44,64	44,59
Percentage Support/Assistance (women)	5,19	5,15	5,03	4,98
Percentage Support/Assistance (men)	38,44	37,14	36,11	35,28
Percentage Support/Assistance (total)	43,63	42,28	41,14	40,26
Total	100	100	100	100

Employees by Age	2018	2019	2020	2021
Under 30 years old (women)	13	12	10	12
Under de 30 years old (men)	18	13	16	19
Under de 30 years old (total)	31	25	26	31
Between 31 and 40 years old (women)	40	42	47	46
Between 31 and 40 years old (men)	130	114	101	95
Between 31 and 40 years old (total)	170	156	148	141
Between 41 and 50 years old (women)	31	43	40	44
Between 41 and 50 years old (men)	118	128	133	133
Between 41 and 50 years old (total)	149	171	173	177
Between 51 and 60 years (women)	11	12	17	17
Between 51 and 60 years (men)	56	70	78	83
Between 51 and 60 years (total)	67	82	95	100
Over 61 years old (women)	1	3	3	3
Over 61 years old (men)	6	10	12	10
Over 61 years old (total)	7	13	15	13
Total	424	447	457	462
Percentage Under 30 years old (women)	3,06	2,68	2,19	2,60

Percentage Under 30 years old (men)	4,24	2,91	3,50	4,11
Percentage Under 30 years old (total)	7,13	5,59	5,69	6,71
Percentage Between 31 and 40 years old (women)	9,43	9,40	10,28	9,96
Percentage Between 31 and 40 years old (men)	30,66	25,50	22,10	20,56
Percentage Between 31 and 40 years old (total)	40,09	34,90	32,39	30,52
Percentage Between 41 and 50 years old (women)	7,30	9,62	8,75	9,52
Percentage Between 41 and 50 years old (men)	27,83	28,64	29,10	28,79
Percentage Between 41 and 50 years old (total)	35,14	38,26	37,86	38,31
Percentage Between 51 and 60 years (women)	2,59	2,68	3,72	3,68
Percentage Between 51 and 60 years (men)	13,20	15,66	17,07	17,97
Percentage Between 51 and 60 years (total)	15,80	18,34	20,79	21,65
Percentage Over 61 years old (women)	0,23	0,67	0,66	0,65
Percentage Over 61 years old (men)	1,41	2,24	2,63	2,16
Percentage Over 61 years old (total)	1,65	2,91	3,28	2,81
Total	100	100	100	100

Diversity	2021	
	Number	Percentage
Disability Status	No Data	No Data
LGBTQ+ Community	No Data	No Data
Indigenous	No Data	No Data
Afro-Colombian communities (Negritude, Palenqueros, Raizales)	No Data	No Data
Romany/Gypsies	No Data	No Data
Foreign citizens	1	0,2
Other diversity indicators, where relevant (e.g., minority groups or vulnerable groups).	NA	NA
Ratio of women in STEM-related occupations (as % of total STEM occupations).	103	13,6
Ratio of women in management positions in revenue-generating functions (e.g., sales) as a % of all managers (i.e., excluding support functions such as HR, IT, Legal, etc.).	0	0

(202-2) Ratio of Senior Executives Hired from the Local Community

(102-48)

The definition of "Senior executives" and "locations with significant operations" is restated from 2018 to 2020. For 2021, we refer to "local" as the entire Colombian territory. Likewise, locations with significant operations are those performed in Colombia. On the other hand, "Senior executives" only refer to the "Senior Management" labor category.

Executives from the Local Community	2018	2019	2020	2021
Total number of senior executives	40	56	56	22
Number of senior management hired from the local community	14	49	42	22
Percentage of senior management hired from the local community at significant operational locations.	35	88	75	100

(401-1) New Employee Hires and Staff Turnover²

Required Information	2021	2020	2019	2018
Staff turnover rate	5,2	2,2	7,4	2,6
Staff turnover due to voluntary resignation	3,5	1,3	3,6	0,9
Senior Management turnover rate (women)	4,2	0,0	3,0	9,1
Senior Management turnover rate (men)	12,5	10,0	9,1	18,2
Senior Management Turnover Rate (total)	16,7	10,0	12,1	27,3
Middle management staff turnover rate (women)	4,2	0,0	3,0	9,1
Middle management staff turnover rate (men)	16,7	40,0	9,1	9,1
Middle Management staff turnover rate (total)	20,8	40,0	12,1	18,2
Advisor turnover rate (women)	4,2	0,0	0,0	0,0
Advisor turnover rate (men)	0,0	0,0	0,0	0,0
Advisor turnover rate (total)	4,2	0,0	0,0	0,0
Professional staff turnover rate (women)	12,5	10,0	24,2	18,2
Professional staff turnover rate (male)	29,2	20,0	33,3	36,4
Professional staff turnover rate (total)	41,7	30,0	57,6	54,5
Support/Assistance staff turnover rate (women)	0,0	10,0	12,1	0,0
Support/Assistance staff turnover rate (male)	16,7	10,0	6,1	0,0
Support/Assistance staff turnover rate (total)	16,7	20,0	18,2	0,0
Senior Management staff turnover rate due to voluntary resignation (women)	0,0	0,0	0,0	0,0
Senior Management Staff turnover rate due to voluntary resignation (men)	6,3	16,7	18,8	25,0

² This information refers to new hires and retirements on a national basis (Colombia).

Senior Management Staff turnover rate due to voluntary resignation (total)	6,3	16,7	18,8	25,0
Middle Management Staff turnover rate due to voluntary resignation (women)	6,3	0,0	0,0	0,0
Middle Management Staff turnover rate due to voluntary resignation (men)	18,8	33,3	6,3	0,0
Middle Management Staff turnover rate due to voluntary resignation (total)	25,0	33,3	6,3	0,0
Advisor Staff turnover rate due to voluntary resignation (women)	0,0	0,0	0,0	0,0
Advisor Staff turnover rate due to voluntary resignation (men)	6,3	0,0	0,0	0,0
Advisor Staff turnover rate due to voluntary resignation (total)	6,3	0,0	0,0	0,0
Professional Staff turnover rate due to voluntary resignation (women)	12,5	0,0	18,8	25,0
Professional Staff turnover rate due to voluntary resignation (men)	37,5	33,3	31,3	50,0
Professional Staff turnover rate due to voluntary resignation (total)	50,0	33,3	50,0	75,0
Support/Assistance Staff turnover rate due to voluntary resignation (women)	0,0	0,0	6,3	0,0
Support/Assistance Staff turnover rate due to voluntary resignation (men)	12,5	16,7	18,8	0,0
Support/Assistance Staff turnover rate due to voluntary resignation (total)	12,5	16,7	25,0	0,0
Staff turnover rate Under 30 (women)	0,0	0,0	0,0	0,0
Staff turnover rate Under 30 years old (men)	4,2	10,0	6,1	9,1
Staff turnover rate Under 30 years old (total)	4,2	10,0	6,1	9,1
Staff turnover rate Between 31 and 40 years old (females)	8,3	0,0	15,2	27,3
Staff turnover rate Between 31 and 40 years old (men)	37,5	10,0	18,2	18,2
Staff turnover rate Between 31 and 40 years of age (total)	45,8	10,0	33,3	45,5
Staff turnover rate Between 41 and 50 years old (women)	4,2	10,0	18,2	0,0
Staff turnover rate Between 41 and 50 years old (men)	8,3	60,0	24,2	18,2

Staff turnover rate Between 41 and 50 years old (total)	12,5	70,0	42,4	18,2
Staff turnover rate Between 51 and 60 years old (women)	8,3	10,0	3,0	9,1
Staff turnover rate Between 51 and 60 years old (men)	12,5	0,0	12,1	9,1
Staff turnover rate Between 51 and 60 years old (total)	20,8	10,0	15,2	18,2
Staff turnover rate Over 61 years of age (women)	0,0	0,0	0,0	0,0
Staff turnover rate Over 61 years old (men)	16,7	0,0	3,0	9,1
Staff turnover rate Over 61 years old (total)	16,7	0,0	3,0	9,1
Staff turnover rate due to voluntary resignation Under 30 (women)	0,0	0,0	0,0	0,0
Staff turnover rate due to voluntary resignation Under 30 years old (men)	0,0	16,7	12,5	25,0
Staff turnover rate due to voluntary resignation Under 30 years of age (total)	0,0	16,7	12,5	25,0
Staff turnover rate due to voluntary resignation Between 31 and 40 years old (women)	6,3	0,0	18,8	25,0
Staff turnover rate due to voluntary resignation Between 31 and 40 years of age (male)	50,0	16,7	12,5	50,0
Staff turnover rate due to voluntary resignation Between 31 and 40 years old (total)	56,3	16,7	31,3	75,0
Staff turnover rate due to voluntary resignation Between 41 and 50 years of age (women)	6,3	0,0	6,3	0,0
Staff turnover rate due to voluntary resignation Between 41 and 50 years old (men)	6,3	66,7	31,3	0,0
Staff turnover rate due to voluntary resignation Between 41 and 50 years old (total)	12,5	66,7	37,5	0,0
Staff turnover rate due to voluntary resignation Between 51 and 60 years of age (women)	6,3	0,0	0,0	0,0
Staff turnover rate due to voluntary resignation Between 51 and 60 years of age (men)	6,3	0,0	12,5	0,0
Staff turnover rate due to voluntary resignation Between 51 and 60 years old (total)	12,5	0,0	12,5	0,0
Staff turnover rate due to voluntary resignation Over 61 years of age (women)	0,0	0,0	0,0	0,0
Staff turnover rate due to voluntary resignation Over 61 years of age (men)	18,8	0,0	6,3	0,0

Staff turnover rate due to voluntary resignation Older than 61 years old (total)	18,8	0,0	6,3	0,0
--	------	-----	-----	-----

(Own) Hiring

Hiring and Costs	2018	2019	2020	2021
Hiring and Costs	19	56	11	25
Total number of new hires	11	17	9	11
Vacancies filled by internal candidates	20	20	20	33
Percentage of internal hires	5	27	4	10
Vacancies filled by women	14	29	7	15
Vacancies filled by men	26,31	48,21	36,36	40
Percentage of vacant positions filled by women	73,68	51,78	63,63	60
Percentage of vacant positions filled by men	No Data	No Data	No Data	According to the selection procedure, costs are applied for external employee selection, which is performed for a specific population.

(Own) Training Investment

Training Investment	2019	2020	2021
Projected goal	905,999,999.00	921,000,000.00	570,000,000.00
Resources invested in training and development (COP)	1,015,833,601.0	1,026,461,197.00	531,917,896.00

Average Training and Development Expenses per Employee	2019	2020	2021
Senior Management (women)	11,580,463.33	3,982,032.73	3,242,527.54
Senior Management (men)	4,828,094.54	4,819,855.53	5,383,338.14
Senior Management (total)	6,960,421.53	4,447,489.84	4,312,932.84
Middle Management (women)	4,662,610.50	2,950,876.29	2,672,374.38
Middle management (men)	2,349,770.56	2,894,673.32	2,160,576.54
Middle management (total)	3,010,581.97	2,911,534.21	2,339,705.78
Advisors (women)	3,419,549.27	642,298.81	2,052,174.27
Advisors (men)	1,873,167.15	1,423,516.94	1,450,045.12

Advisors (total)	2,156,041.93	1,225,461.64	1,596,717.60
Professional (women)	2,193,009.02	2,185,735.79	1,090,325.33
Professional (men)	1,795,676.12	4,069,102.86	1,194,815.59
Professional (total)	1,959,986.71	3,323,885.67	1,153,338.54
Support/Assistance (women)	233,016.94	442,503.45	319,852.53
Support/Assistance (men)	1,682,247.68	1,088,770.20	421,238.29
Support/Assistance (total)	1,531,460.66	1,013,543.38	408,768.38
Under 30 (women)	2,661,058.83	534,243.78	650,671.00
Under 30 (men)	1,956,084.53	912,504.74	1,037,125.09
Under 30 years old (total)	2,200,114.09	776,330.79	888,488.90
Between 31 and 40 years old (women)	2,210,779.69	2,091,678.18	1,331,399.38
Between 31 and 40 years old (men)	2,044,230.87	2,062,135.87	1,232,534.73
Between 31 and 40 years old (total)	2,087,949.93	2,071,304.17	1,263,830.01
Between 41 and 50 years old (women)	3,785,060.81	2,130,863.38	1,821,019.08
Between 41 and 50 years old (men)	1,837,523.98	2,539,615.85	1,113,767.09
Between 41 and 50 years (total)	2,298,479.44	2,441,034.37	1,289,581.15
Between 51 and 60 years (women)	2,348,227.71	1,371,255.22	1,478,396.28
Between 51 and 60 years (men)	1,969,262.64	2,004,082.46	886,651.60
Between 51 and 60 years (total)	2,019,791.32	1,902,830.10	987,248.20
Over 61 years old (women)	125,162.07	214,224.90	593,290.04
Over 61 years old (men)	373,678.45	864,664.72	398,569.18
Over 61 years old (total)	318,452.59	711,620.06	440,295.08

(404-3) Percentage of Employees Receiving Regular Performance and Professional Development Appraisals

All our employees, men and women under all job categories, received an appraisal on their performance and professional development during the 2018-2021 period³.

(406-1) Discrimination Cases and Corrective Actions Taken

There were zero (0) discrimination cases in our workforce in both 2021 and 2020.

(401-2) Full-Time Employee Benefits Not Provided to Part-Time or Contingent Workers

Under mandatory social benefits for full-time employees, we offer:

- Social security
- Pension Fund
- Others include severance payment fund, interest on severance, legal service, and holiday bonuses.

On the other hand, regarding voluntary social benefits for full-time employees, we offer:

- Life insurance
- Medical insurance
- Welfare marriage bonus
- Food allowance
- Holiday bonus
- Flexible working time
- Others include performance-based bonuses, extra-legal bonuses payable in July, availability hours, and mortgage loans.

(401-3) Parental Leave

Returning to Work after Maternity or Paternity Leave	2018		2019		2020		2021	
	Women	Men	Women	Men	Women	Men	Women	Men
Employees who have been entitled to parental leave	2	3	5	12	3	10	5	5
Employees who have taken parental leave	2	3	5	12	3	10	5	5
Employees returning to work in the reporting period after parental leave ended	2	3	5	12	3	10	5	5
Employees returning to work after completing parental leave and who were still employed 12 months after returning to work	2	3	5	12	3	10	5	5
Employee return-to-work rate for employees granted parental leave	100	100	100	100	100	100	100	100
Employee retention rate for employees granted parental leave.	100	100	100	100	100	100	100	100

³ Performance appraisals are calculated based on the percentage of employees hired by the organization as of June 30 of each year.

(Proprietary) Commitment to Development Index

Female Valuation	Male Valuation
84%	85%

Occupational Health and Safety (OHS) Culture

Hazard Identification, Risk Assessment, and Incident Investigation

(403-2) The GTC-045 methodology is used in TGI to identify hazards, evaluate, and control risks. Additionally, there is a mechanism to report hazardous activities and conditions. These instruments are integrated into the digital tools implemented in 2021. Thus, we can process information and take actions against identified risk aspects.

Our reporting mechanism includes tools such as the HSE and Social Manual and the OSH and OSH Joint Committee (COPASST) designed to ensure reliable and safe working conditions for our employees and contractors. All employees are informed of their duties and risks during the recruitment and hiring process. Likewise, they receive the Competencies Manual, which describes their roles and dangers at work.

On the other hand, we have implemented an incident, accident, and occupational disease management procedure in TGI. This procedure applies to all events that occur to our staff, contractors, and visitors on-site due to work-related events. Considering our risk and hazard matrix, each incident, accident, or occupational disease is assessed.

Incidents assessed as high and extreme will involve the central level of the organization, and their causality will be analyzed under the *TapRoot®* methodology to formulate corrective actions to eliminate the causes that led to the incident and prevent its occurrence.

Finally, we have changed the work center's hazard and risk matrix where the incident occurred. Additionally, we have reviewed the activity's risk assessment of probability and consequence.

Occupational Health Services

(403-3) TGI has a preventive and occupational medicine program. Therefore, we provide medical services, examinations, vaccinations, reinstatement or post disability examinations, special assessments, and consultancies through a contracting company. Moreover, we employ several health professionals from administrators of professional risks (ARL) and complementary medicine to monitor all cases.

(403-4) Worker Engagement, Consultation, and Communication on Occupational Health and Safety Matters

Joint Occupational Health and Safety Committee (COPASST) consists of eight (8) people: Four (4) company representatives and four (4) workers' representatives. This committee is responsible for promoting and monitoring OSH standards. In addition, each

operating work center has an OSH supervisor representative, totaling 23 supervisors plus eight (8) people from the main COPASST.

- Coexistence Committee, consisting of eight (8) people: Four (4) representatives of the company and four (4) representatives of the employees. This committee seeks to prevent harassment at work (whose complaints can be filed by our collaborators), contributing to protecting employees against psychosocial risks that affect health in the workplace.
- E-mail: our employees can participate and consult the OSHMS through e-mail with the different work centers' OSH teams.
- OSHMS inductions and re-inductions: there is a space in the HSE inductions and re-inductions held annually to conduct the OSHMS consultation participation process.
- We have also established an additional OSH committee, integrating senior management and strategic areas of the company to analyze and manage relevant OSH issues.

Occupational Health and Safety Training for Workers

(403-5) Some of the occupational health and safety training courses we offer are:

- 50-hour OSHMS course
- Courses on COVID19 topics
- Remote working and isolation
- Incident Command System
- ISO 45001 Lead Auditor Course
- Electrical Safety
- Confined Spaces
- Defensive driving and good practices for road actors and road safety regulation
- Incident Investigation *TapRoot* Methodology
- Chemical Risk Training
- Height Safety Equipment Inspector

Promoting Workers' Health

(403-6) Our workers are enrolled in an EPS "mandatory healthcare plan, similar to the USA HMO". EPSs are responsible for organizing and ensuring mandatory health plan coverage. Should employees be unable to work due to illness, accidents, or maternity, the EPS establishes a list of medicines, procedures, and services provided to its members.

Our employees are also enrolled in an occupational risk management company (ARL). The ARL provides advice on prevention programs, medical care and rehabilitation, payment of disability, disability pensions, and any other condition that may arise from an accident at work or a specific work-related illness. The ARL pays for pension expenses incurred in critical cases. Thus, a person obtains a disability pension due to an accident or occupational disease.

Within the non-work-related health programs that we offer, the following stand out:

- Public health disease prevention program.

- Promotion of healthy habits and lifestyles.

Impact Prevention and Mitigation on the Health and Safety of Workers Directly Involved in Commercial Relations

(403-7) TGI has established a risk management policy. This policy describes the commitment and general action framework for the comprehensive management of strategic, operational, and project risks.

Learn more about it here: <https://www.tgi.com.co/web/index.php/nosotros/gobierno-corporativo/politicas>

Additionally, our HSE, and Social manual states the following:

“To perform hazard identification and risk assessment, the contractor must implement and maintain a procedure to evaluate impacts generated by internal changes (introduction of new processes, change in work methods, changes in facilities, among others) or external changes (changes in legislation, new developments in occupational safety and health knowledge, among others) that may result from these changes. Likewise, the contractor must adopt prevention and control measures before implementation. The Joint Committee or Occupational Safety and Health Supervisor support this implementation and update the annual work plan in occupational safety and health.”

(403-8) All our employees and contractors are covered by the OSHMS, subject to audit or certification by a third party. Accordingly, we periodically conduct internal and external audits of our OSHMS, certified under the ISO 45001:2018 standard. In addition, our employees and contractors are involved in prevention and promotion activities, actions, and programs.

(403-9) Work-related Injuries

A total of zero (0) fatalities resulted from an occupational accident injury. Also, zero (0) occupational accident injuries with major consequences (not including fatalities) occurred in our employees in 2018, 2019, 2020, and 2021. Likewise, in this same period (2018-2021), there were zero (0) fatalities resulting from an occupational accident injury and zero (0) occupational accident injuries with significant consequences (not including fatalities) in our contractors.

Therefore, the rate of fatalities resulting from an occupational accident injury and the rate of occupational accident injuries with major consequences (not including fatalities) for employees and contractors is zero (0) for 2018-2021.

The recordable occupational injury rate is as follows:

Recordable Occupational Injury Rate – Lost Time Injury Frequency Rate (LTIFR)							
2018		2019		2020		2021	
Employees	Contractors	Employees	Contractors	Employees	Contractors	Employees	Contractors
4,56	3,66	0	1,25	0	0,68	2,13	0,93

The number of recordable occupational injuries is obtained through the OSHA 300 standard methodology, and the rates are calculated per 1,000,000 hours worked.

The primary occupational accident injuries presented in 2021 were:

- Road: Contusion or blows. Locative: Ground level falls generating blows or contusions. Biological: Stings by wasps. Mechanical: Blows, injuries, wounds. Ergonomic: Exertion or handling of loads causing musculoskeletal disorders (MSDs).

We have established controls as part of our OSHMS to manage occupational hazards that could risk occupational accident injury with significant consequences. The main risks identified are:

- Working at heights (fall).
- Confined spaces (asphyxiation and explosive atmospheres).
- Road (travel on national highways, narrow roads in municipalities or villages).
- Electrical risks.
- Lifting loads.

(403-10) Work-related ill health

Zero (0) deaths resulted from an occupational illness or disease and zero (0) cases of recordable occupational illness and diseases associated with our employees in 2018, 2019, 2020, and 2021. Likewise, zero (0) deaths resulting from an occupational illness or disease and zero (0) cases of recordable occupational illness and diseases in our contractors were presented in this same period (2018-2021).

Furthermore, we have established controls to manage occupational hazards that present a risk of occupational illness or disease as part of our OSHMS. The main risks identified are:

- Natural hazards: Risks from uneven and unstable terrain, exposure to elements encountered in the open field.
- Inappropriate posture, physical capabilities.
- Working at heights: Falls greater than 1.5 or falls to the same level.
- Road: Travel on national highways, narrow roads in municipalities or villages.
- Biological risk: Scorpion bites, bee stings.
- Exposure to environmental conditions: Rain, sun, lightning, floods.

Some of our controls are defined according to the control hierarchy for identified hazards. Some of the measures taken or planned to eliminate other occupational hazards and minimize risks are:

- Conducting occupational medical examinations (before, periodically, and upon leaving the company).
- Epidemiological surveillance systems (auditory, musculoskeletal disorders, psychosocial).
- Occupational health and safety culture transformation project.
- Safe infrastructure project.
- Monitoring and compliance with legal requirements through the OSH compliance list under Resolution 0312 of 2019.
- HSEQ and Social Manual for Contractors.
- When an occupational accident occurs, visits or managerial interventions by auditors or project leaders.
- Audits to OSH legal requirements and internal procedures of the organization.

Hours Worked							
2018		2019		2020		2021	
Employees	Contractors	Employees	Contractors	Employees	Contractors	Employees	Contractors
876.589,00	3.282.032,30	909.904,30	4.801.614,10	950.409,00	4.398.041,10	939.134,90	3.230.884,70

(Own) Employees and Contractors Severity Index

Employees and Contractors Severity Index	
2018	44,0
2019	16,81
2020	32,72
2021	30,7

(Own) Coverage Job Inspections Performed

Coverage Job Inspections Performed	2018	2019	2020	2021
Coverage	100%	94%	95%	93%
Expected Goal	80%	80%	80%	80%

(Own) Days Worked by Contractors and Subcontractors Involved in Construction, Operation, and Maintenance Activities

Primary jobs performed by our contractors and subcontractors are as follows:

- Construction managers, supervisors, and site assistants.
- Resident and service engineers
- Laborers
- Consultants
- Foremen
- Technicians
- Assistants

Days Worked by Contractors and Subcontractors	
Construction	138,040.25
Operation and Maintenance	153,585.21
Administrative Management	107,512.21
Other Areas	4,722.25

Strategic and Emerging Risks

(Own) Emerging Risks Breakdown

Global or Industry Trend	Emerging Risk	Correlation with Strategic Risks	Potential Impacts (Positive and Negative)	Opportunities	Mitigation Actions
Post pandemic technological developments and virtual environment.	Cyberattacks.	Confidentiality, integrity, or availability loss of information systems. Failure to continue critical business functions.	1. Sabotage through social engineering, taking control through uncontrolled access in vulnerable environments: Countries, States, Banks, Companies. 2. Cyber threats that impact the Operational Continuity of the business.	Systematic analysis of global trends. Learn about the best cybersecurity practices of companies in the sector	1. Adoption of industry best practices by designing and implementing a prevention plan for the IT/OT network. 2. Business Continuity Plan for IT infrastructure disaster recovery. 3. Promote initiatives in the National territory (Districts and Compressors) to deal with information security incidents. 4. Awareness campaigns to promote the organizational culture of information security.

Post pandemic technological developments and virtual environment.	Cyberattacks.	Confidentiality, integrity, or availability loss of information systems. Failure to continue critical business functions.	1. Sabotage through social engineering, taking control through uncontrolled access in vulnerable environments: Countries, States, Banks, Companies. 2. Cyber threats that impact the Operational Continuity of the business.	Systematic analysis of global trends. Learn about the best cybersecurity practices of companies in the sector.	1. Adoption of industry best practices by designing and implementing a prevention plan for the IT/OT network. 2. Business Continuity Plan for IT infrastructure disaster recovery. 3. Promote initiatives in the National territory (Districts and Compressors) to deal with information security incidents. 4. Awareness campaigns to promote the organizational culture of information security.
Climate change, greenhouse gas emissions, energy transition.	Accelerated decarbonization in the transportation and industrial sector.	NA	1. Environmental impacts: Loss of biodiversity, global warming. 2. Accelerated growth of renewable energies in supply and demand.	Position gas as the transition fuel. Focus on Green Hydrogen.	1. Project analysis and evaluation for transporting new energy elements such as hydrogen. 2. Infrastructure and operation optimization to maintain competitiveness in the market.
Economic, Regulatory, and Governmental Changes	Regulatory, political, legal, and tax changes.	Regulatory changes detrimental to the Organization's interests.	Economic loss due to the COP devaluation and vice versa	A genuine relationship with governmental entities and industry associations.	1. Regulatory management with governmental entities (Presidency, MME, CREG, DNP, MHC) to implement a transition period for the application of Resolution Creg 175/2021. 2. Definition and implementation of the action plan and strategy with GEB to modify the exchange risk operationally. 3. Financial and accounting hedges implementation.

(Own) Strategic Risks Materialized in 2021

Materialized Risk	Cause Analysis	Actions Taken
Social incidents affecting TGI's operations and projects	<ol style="list-style-type: none"> 1. Non-compliance with the commitments entered into by Social Investment with communities, resulting in insecurity conditions due to the conditioning actions by the community for the continuity of the operation and maintenance of valve 1 in Manaure (La Guajira). 2. Paratebueno ECG blockade (May 6 to May 11/21) was due to failure to strictly comply with HSEQ social manual guidelines with contractors in changing the transportation service provider 	<ol style="list-style-type: none"> 1. Timely activation of the control " Guarantee enforcement, non-compliance clauses" from the insurance area. 2. SGS - Community - Municipal Personality - Contractor meetings to consolidate agreements and lift the blockade. 3. Contractual processes formulation following social conditions of each territory. 4. Include a pre-operational stage in contracts that are sensitive to the communities (Transportation, Physical Security, and General Services) for an organized transition period and an informative process with communities in the Direct Influence Area. 5. Risk control review and update, ensuring their relevance and adequacy.

<p>Failure to provide uninterrupted critical business functions</p>	<p>EMERGENCY: PK 8+600 ACACÍAS BRANCH LINE 1. Failure due to breakage caused by external forces generated by unforeseeable impacts of alluvium (progressive increase in rainfall intensity) transported by the Guayuriba river flow, which exceeded the resistance of the pipeline's material.</p> <p>EMERGENCY: PK 11+ 700 CUSIANA - PORVENIR LOOP 2. Failure due to complete circumferential rupture, due to external forces caused by the movement of the soil in the area, triggered by atypical weather conditions that acted quickly and unpredictably.</p>	<ol style="list-style-type: none"> 1. Work scheme in the intervention area. 2. Machinery mobilization. 3. Water management works. 4. Adjustments to the right-of-way for the passage of equipment and materials. 5. Repair works and civil works. 6. Geotechnical works implemented. 7. Adaptations of the areas after maintenance. 8. Risk controls and updates review, ensuring their adequacy and sufficiency. <p>The following steps were taken to determine the root cause:</p> <ol style="list-style-type: none"> 1. Information and sample packaging collection. 2. Failure analysis development in the Corrosion Research Corporation laboratory. 3. Root Cause Analysis, development of a multidisciplinary workshop with external and internal personnel.
<p>Regulatory changes detrimental to the Organization's interests.</p>	<p>Enforcement of Resolution CREG 175 of 2021 establishes the general criteria for the remuneration of the natural gas transportation service and the general scheme of charges of the National Transportation System.</p>	<ol style="list-style-type: none"> 1. Structuring the tariff file to recognize the financial costs for the exchange risk generated by CREG Resolution 175 of 2021. 2. Review and process before the CREG for the impacts of the useful regulatory life. 3. Tax Actions. 4. Legal Actions.

Sustainability
Report

2021



TGI
Grupo Energía Bogotá

