

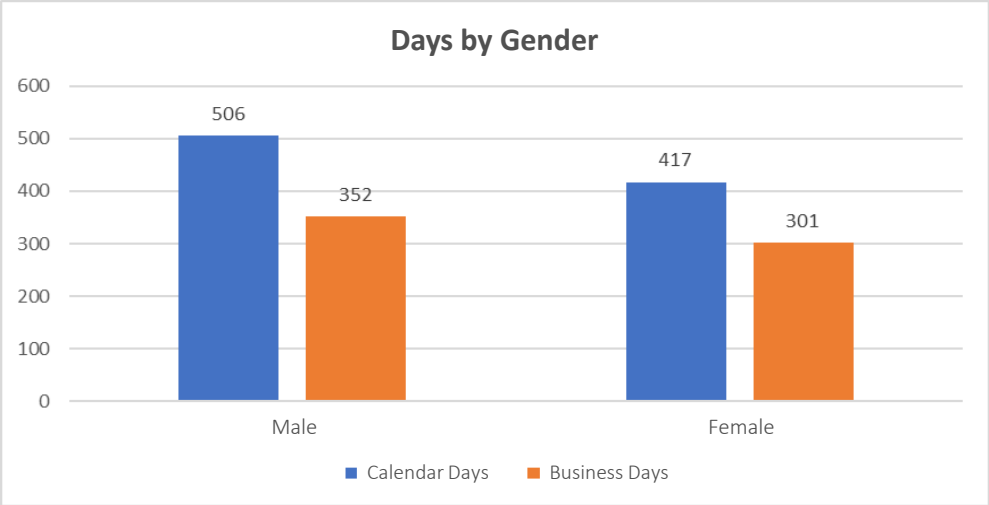
2022 Health Results Presentation



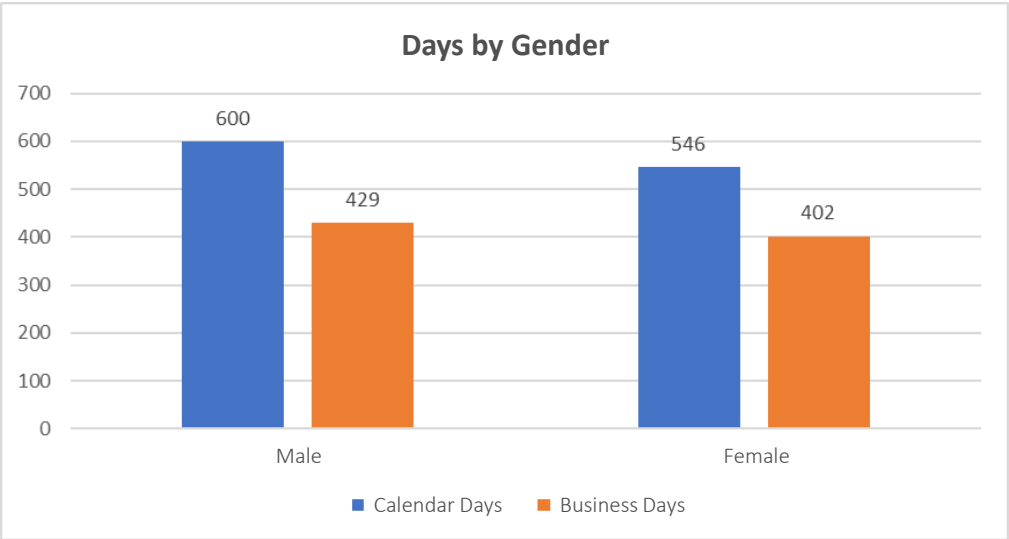
*Better lives with
sustainable and
competitive
energy*

GEB Profile on Sick Leave due to General Illness

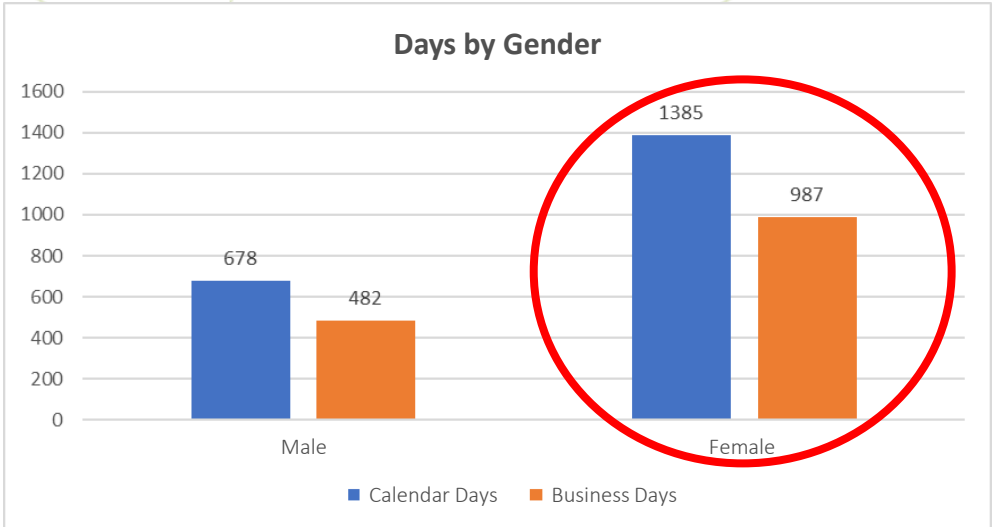
2020



2021



2022

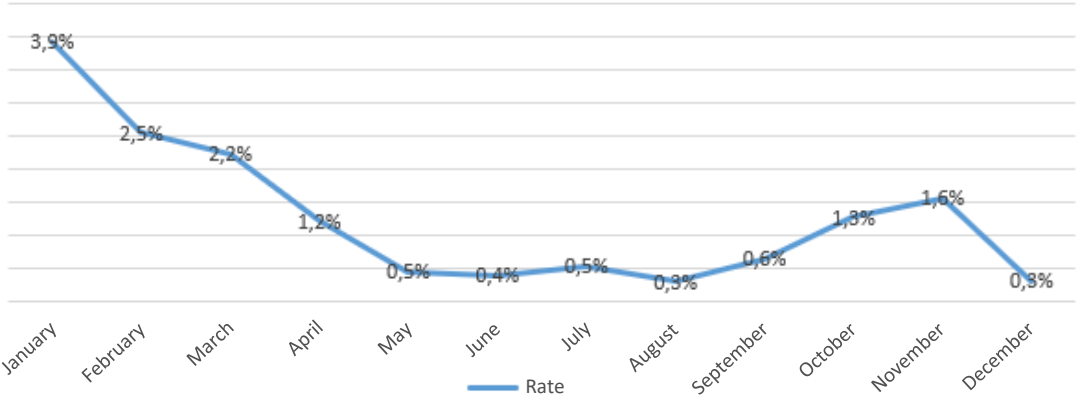


Grub
Energy
Bog

GEB Profile on Sick Leave due to General Illness

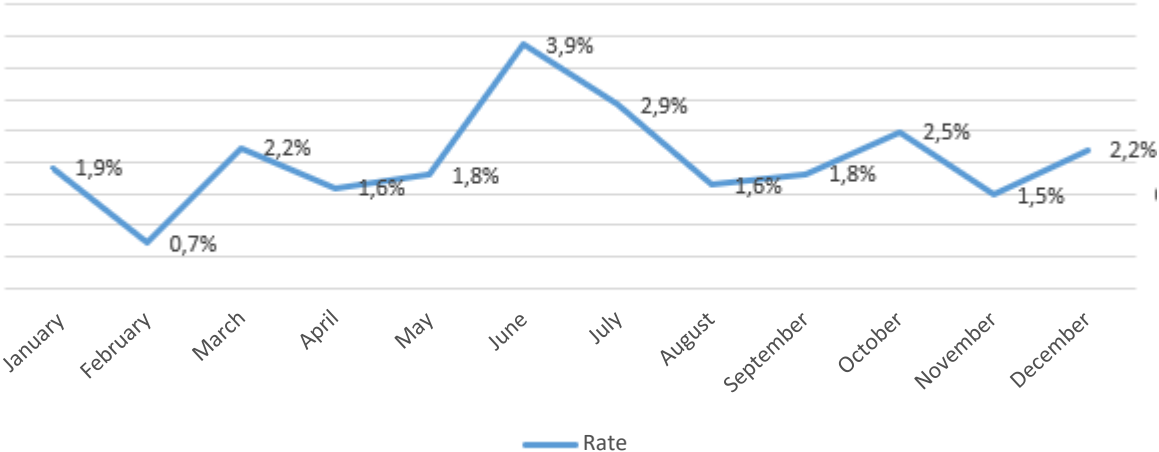
2020 – average rate of 1.3%

2020 Rate



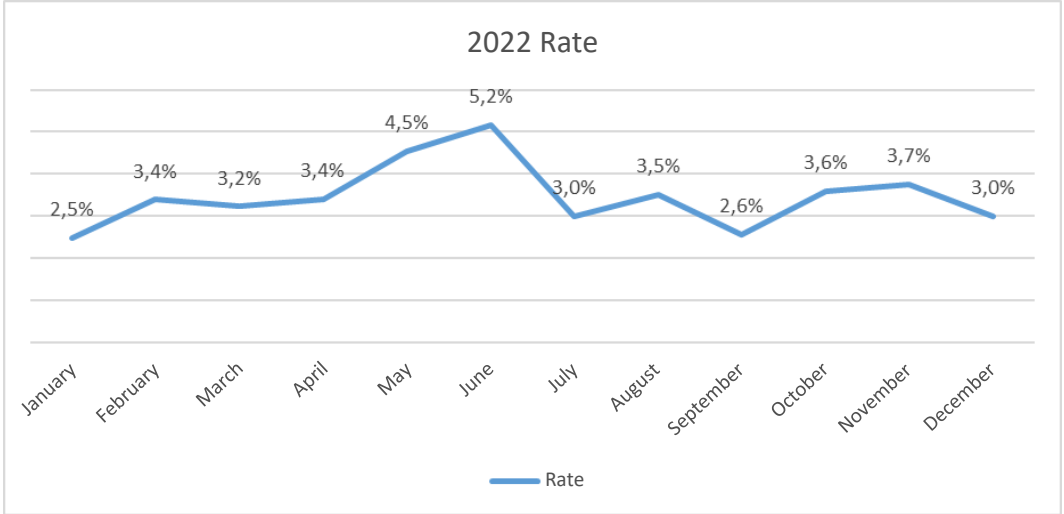
2021 - average rate of 2.0%

2021 Rate



2022 - average rate of 3.5%

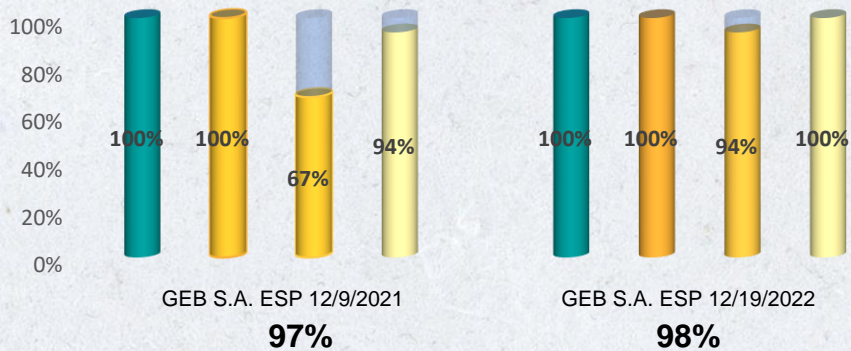
2022 Rate



2 PREVENTION LINE AND MANAGEMENT OF THE E.L.

Plan Do Check Act

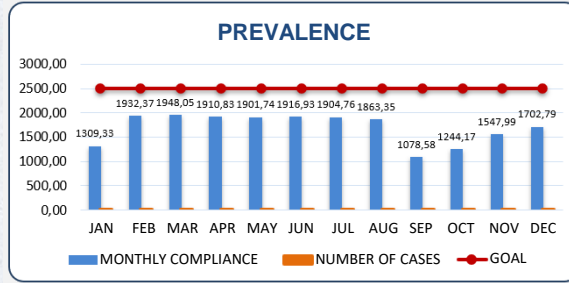
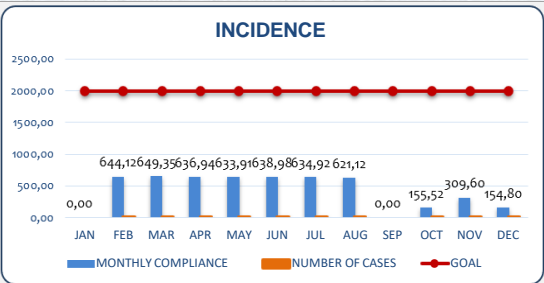
Comparison by PDCA Cycle



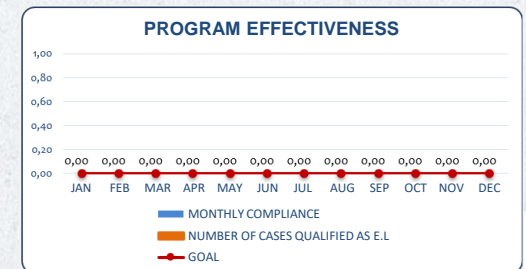
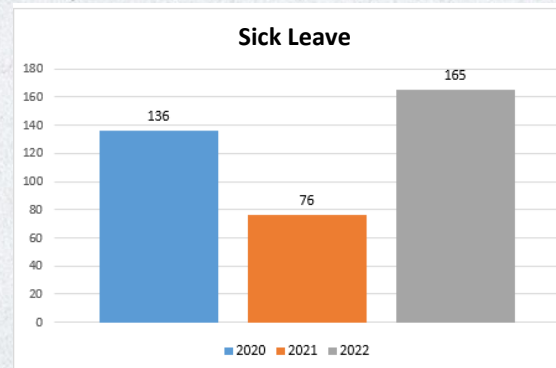
ESS for Musculoskeletal Disorders

ESS MSD Activities	Target Population	Population Executed	Coverage %
Teleworking Inspections	228	160	70%
Letter from RL Teleworking via e-mail to each employee.	160	160	100%
Telephone tracking for ergonomic elements	107	107	100%
Physical Load Analysis	16	16	100%
Follow-up on ESS cases; Delivery of personalized infographics includes physical activity exercises and recommendations to reduce symptoms.	26	25	96%
OM Morbidity Survey	447	405	91%
High Risk (Talk, Infographic, Recommendations, IPT)	55	55	100%
Medium Risk : E-mail sent with recommendations and infographics according to symptomatology.	64	64	100%
Talk, Reinforcement, and Handling Loads, Hygiene and Posture! Operational Staff	217	210	97%
Preventive musculoskeletal health talk. Healthy Breaks - Operational	217	190	87%

SUPERINTENDENCIA FINANCIERA DE COLOMBIA VIGILADO Colmena Seguros S.A.



- ✓ Update to the ESS MSD document, in conjunction with the MARSH intermediary.
- ✓ MSD Surveillance Matrix updated with cases.



Occupational Illness

Year	Number	Monitoring System	Incidence Rate	Prevalence
2018	0	Not applicable	0%	0
2019	0	Not applicable	0%	0
2020	1	COVID	0.1%	0.15%
2021	0	Not applicable	0%	0.14%
2022	0	Not applicable	0%	0.13%

Currently, a case was sent to ARL Colmena for qualification of origin at the 1st chance due to suspicion of anxiety disorder and depression (CIE 10: F412) – burnout syndrome

- ** TEL 0.15% calculated including a case qualified by Covid-19
- An average of 660 employees reported as affiliated to the ARL in 2021
- Illness rate in the electricity sector, source report FASECOLDA - 2020

2020 OCCUPATIONAL
ILLNESS RATE
ELECTRICITY SECTOR
0.087%