







Q3 2021 Results

November 30, 2021



1 Key Updates and Results

	Q3 2020	Q3 2021	Var.
 Invoiced Volume	711 MMCFD	732 MMCFD	+3.0%
 Connections	18,628	64,340	>100%
 Network	305 Km	690 Km	>100%
 EBITDA	40 MMUSD	49 MMUSD	+21.9%

Other Relevant Results

✓ First sustainability rating by the international rating agency Vigeo-Eiris.



✓ First sustainable financing agreement with BBVA for 80 MMUSD.



✓ Moody's confirms the Baa2 rating with a stable outlook.



2 Commercial Performance

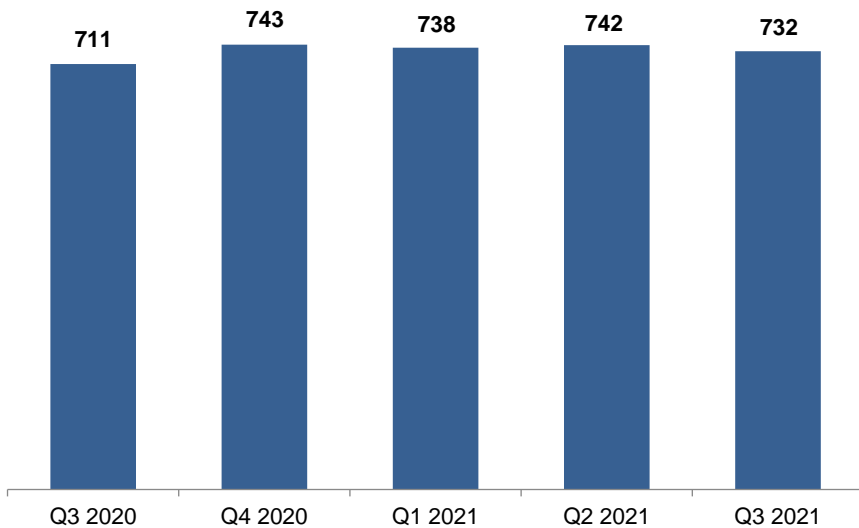
Invoiced Volume and Competitiveness



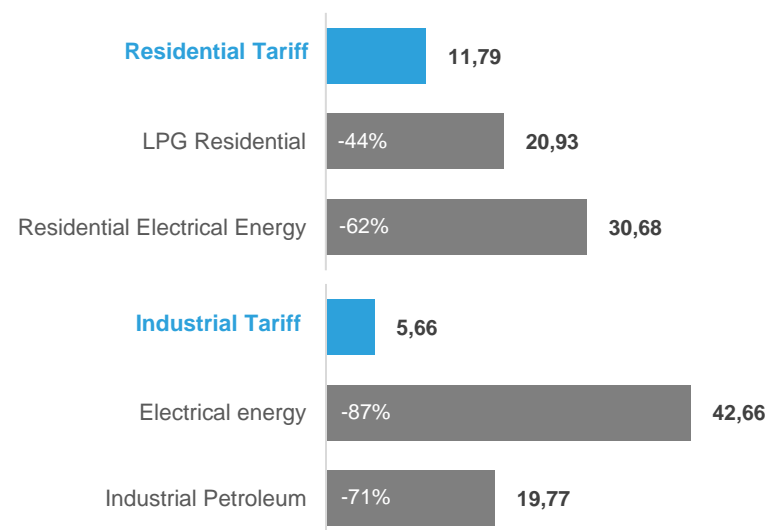
Invoiced Volume (MMCFD)

Var (Q3 20 – Q3 21) = 3.0%

Var (Q2 21 – Q3 21) = -1.4%



Competitiveness of the Tariff (USD/MMBTU)



Source of competitiveness of the tariff :

- 1. NG Tariff: according to the distribution tariff sheet as of Set-21.
- 2. Electrical Energy Tariff: residential and non residential tariff from Luz del Sur as of Set-21.
- 3. NGV, LPG, Diesel y Gasoline Tariff: tariff from FACILITO (OSINERGMIN) as of Set-21.
- 4. Petroleum Tariff: according to Petroperu ex-plant as of Set-21.

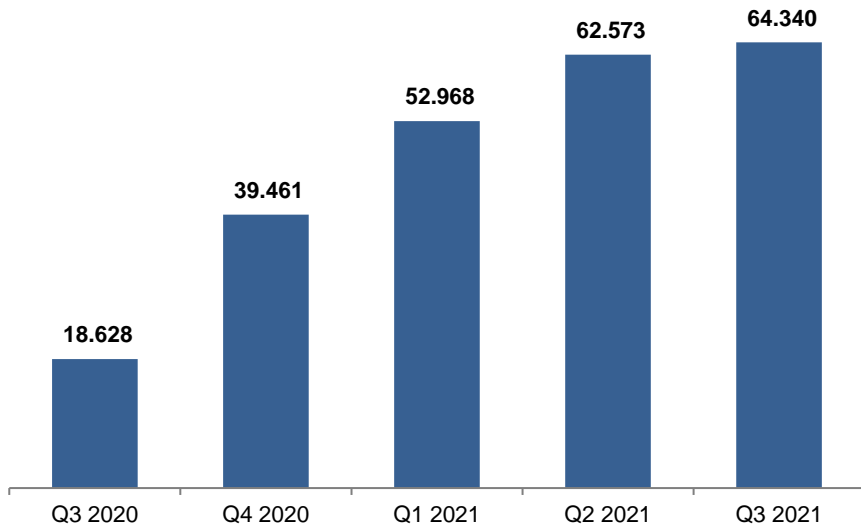
Notes:

1. The most representative tariff by customer segment are presented.
2. The final tariff includes gas, transportation and distribution.
3. The competitiveness of the vehicular and generation segment is between 50% and 80%.

New Connections

Var (Q3 20 – Q3 21) = 245.4 %

Var (Q2 21 – Q3 21) = 2.8%

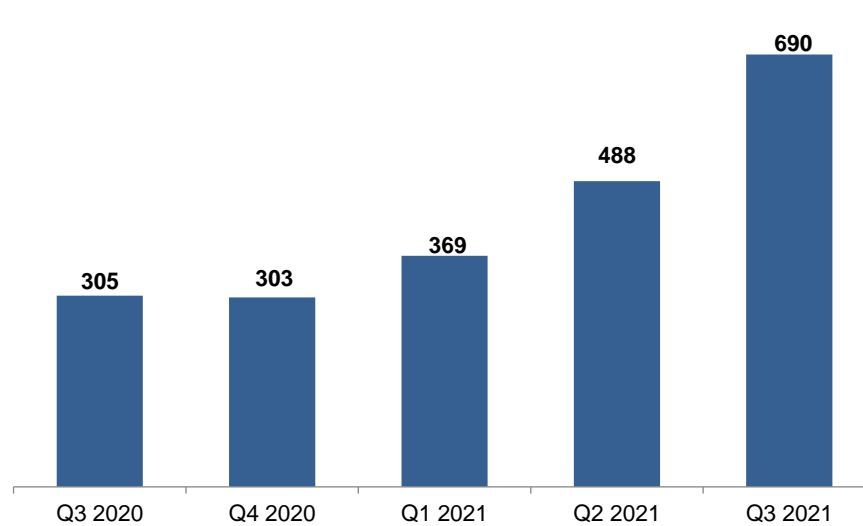


1.2 million customers as of Q3 2021

Distribution System (km)

Var (Q3 20 – Q3 21) = 126.2 %

Var (Q2 21 – Q3 21) = 41.4 %



13,692 km in total as of Q3 2021

2 Financial Performance

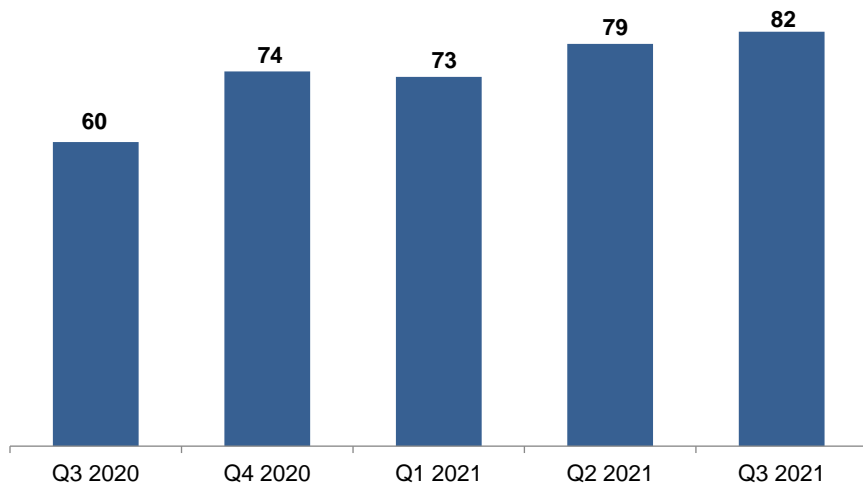
Adjusted Revenues and EBITDA



Adjusted Revenues (MMUSD)

Var (Q3 20 – Q3 21) = 36.3%

Var (Q2 21 – Q3 21) = 3.0%

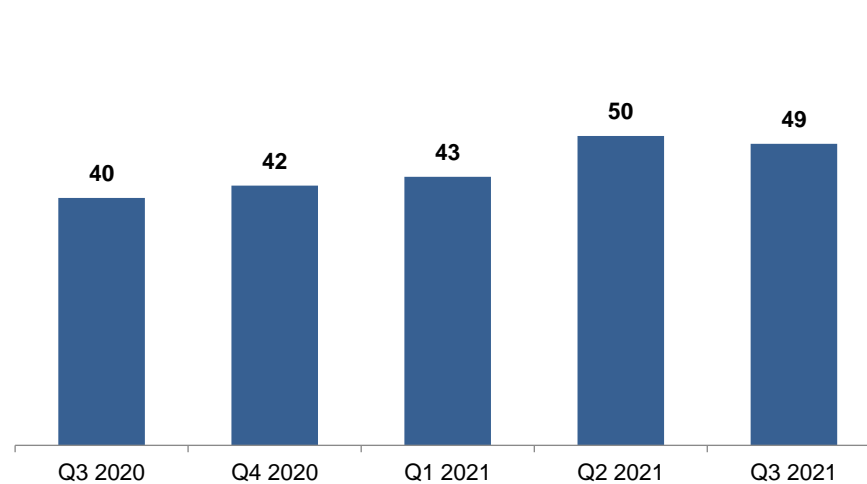


Note: Total Adjusted Revenues = Total Revenues without considering the income from pass-through concepts, such as the acquisition and transport of natural gas, and IFRIC 12 (investments in the distribution network).

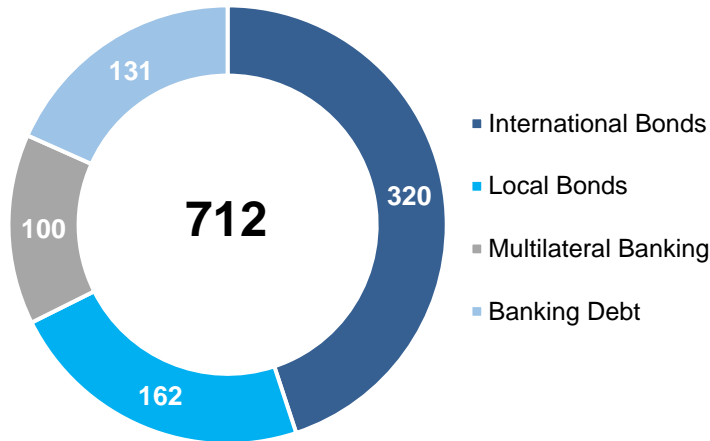
EBITDA (MMUSD)

Var (Q3 20 – Q3 21) = 21.9%

Var (Q2 21 – Q3 21) = -2.5%



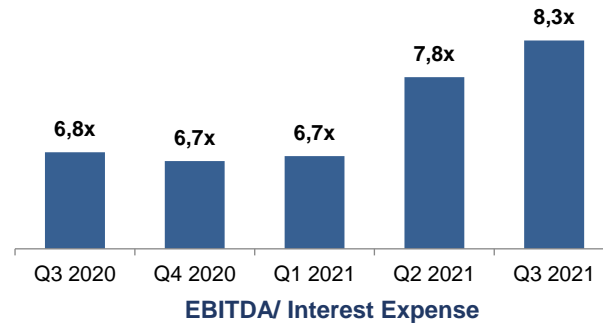
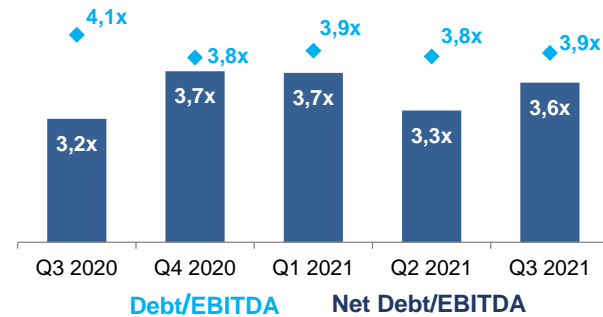
Debt (MMUSD)



Maturity profile (MMUSD):

< 1 year	1 - 3 years	> 3 years
51	400	262

Financial Ratios





Grupo Energía Bogotá